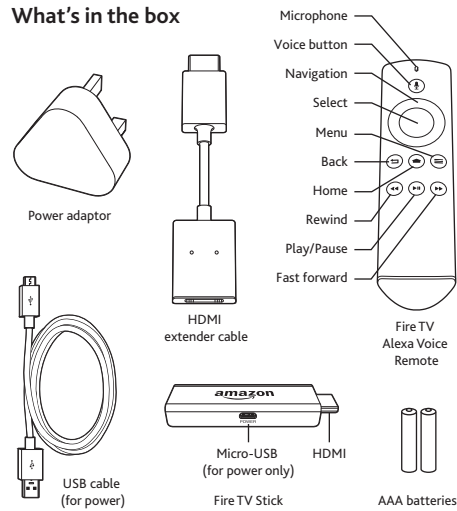
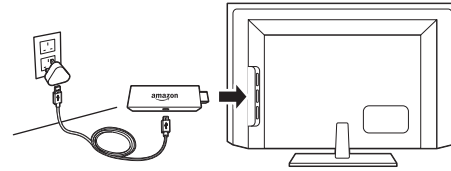


## What's in the box

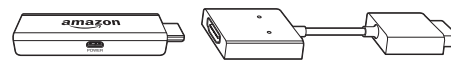


## 1. Connect your Amazon Fire TV Stick

Connect one end of the USB cable to your Amazon Fire TV Stick and the other end to the power adaptor. Plug your Fire TV Stick into the HDMI port on your TV, and then plug the power adaptor into a nearby electrical socket. Turn on your TV, and then select the appropriate HDMI input.

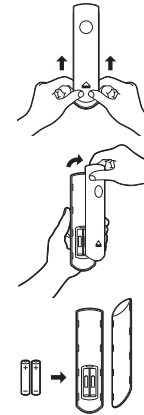


Use the included HDMI extender to improve Wi-Fi and remote performance, or if you have trouble fitting your Fire TV Stick into an HDMI port on your TV.



## 2. Power up your Alexa Voice Remote

Open the back of the remote, as shown, and insert the included batteries.



## 3. Complete the on-screen setup

Using your Alexa Voice Remote, follow the on-screen instructions.

- Choose your language from the list.
- Select your Wi-Fi network from the networks displayed on the screen.

Note: If your Wi-Fi network is password-protected, have your Wi-Fi network password handy to connect your Fire TV Stick to the Internet. If your network is hidden, select the "Join Other Network" tile from the list. If required, enter your network password using the on-screen keyboard.

## Tips and troubleshooting

### Wi-Fi

- If you see a lock icon, your Wi-Fi network requires your password, so make sure you have it available. The password is not your Amazon account password.
- If you need help finding your Wi-Fi password, go to [www.amazon.com/wifi](http://www.amazon.com/wifi).
- Ensure your Internet connection is working properly. Restarting your router and modem will solve most Wi-Fi network issues.
- Do not place your wireless router in a cabinet, as it may affect Wi-Fi signal strength.
- Some Wi-Fi issues may be improved by connecting the included HDMI extender.

### Remote pairing

Having trouble with your remote? First, remove and reinsert the batteries in your remote. The remote should automatically pair with your device. If your remote isn't discovered, press the Home button for at least 10 seconds.

For more troubleshooting and information, go to [www.amazon.com/devicesupport](http://www.amazon.com/devicesupport).

## Get the most out of your Fire TV Stick

### About your Alexa Voice Remote

Simply press the Voice button and speak to quickly find what you are looking for. You can search for movies, TV shows, actors and directors. To learn more about Alexa, visit [www.amazon.co.uk/help/firetv/alexa](http://www.amazon.co.uk/help/firetv/alexa).

### Even better with Amazon Prime

Amazon Prime members get unlimited access to thousands of movies and TV episodes with Prime Video, including award-winning originals. Get over 1 million songs with Prime Music and unlimited photo storage in Amazon Drive. Easily access Prime content from your Home screen. Learn more at [Amazon.co.uk/prime](http://Amazon.co.uk/prime).

### Content you love

Fire TV Stick gives you access to your favourite subscription and streaming services like Netflix and BBC iPlayer. To add other popular apps such as ITV Hub, Spotify, All 4 and thousands more, go to the Apps tab.