

Fittings

DORIAN SLOPE 2 SEATER SOFA MOTTLED TAN

Simple Assembly Instructions-please keep for future reference

8906900

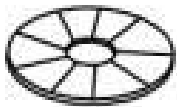
HARDWARE LIST:

A

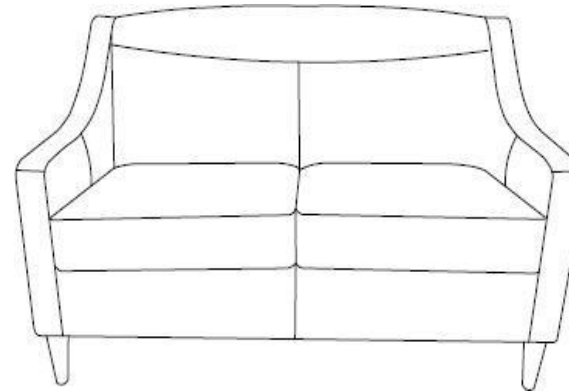


4PCS

B



4PCS



If you need help or have damaged or missing parts, call the customer helpline:

0345 601 2895

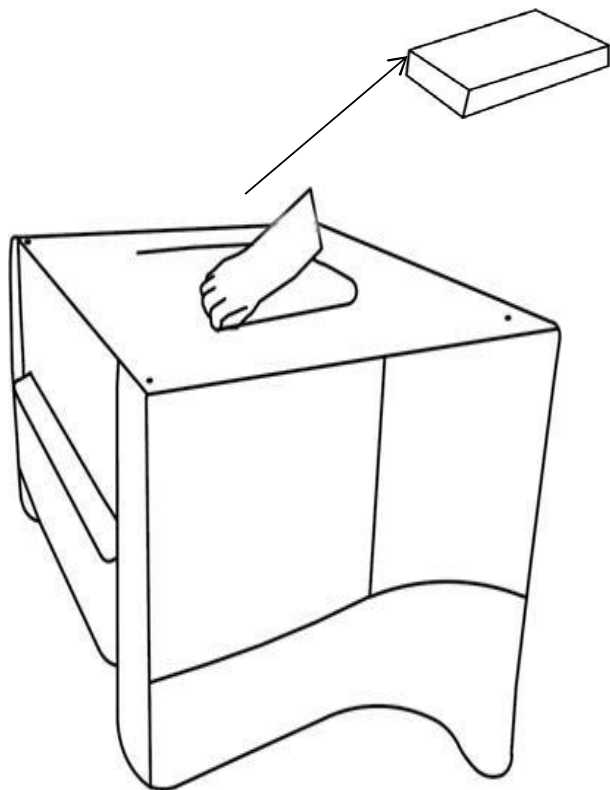
0345 640 0800

1. Read these instructions carefully and familiarize Yourself with the procedure before assembling the unit.
2. Check that you have all the component parts following the list on the back cover and familiarize yourself with each part before proceeding.

3. Tack all the fittings out of the plastic bag and separate them into their groups.
4. Ensure you have enough space to lay out all the parts assembly.
5. To avoid scratching it is recommended that you assemble the unit on a soft level surface.

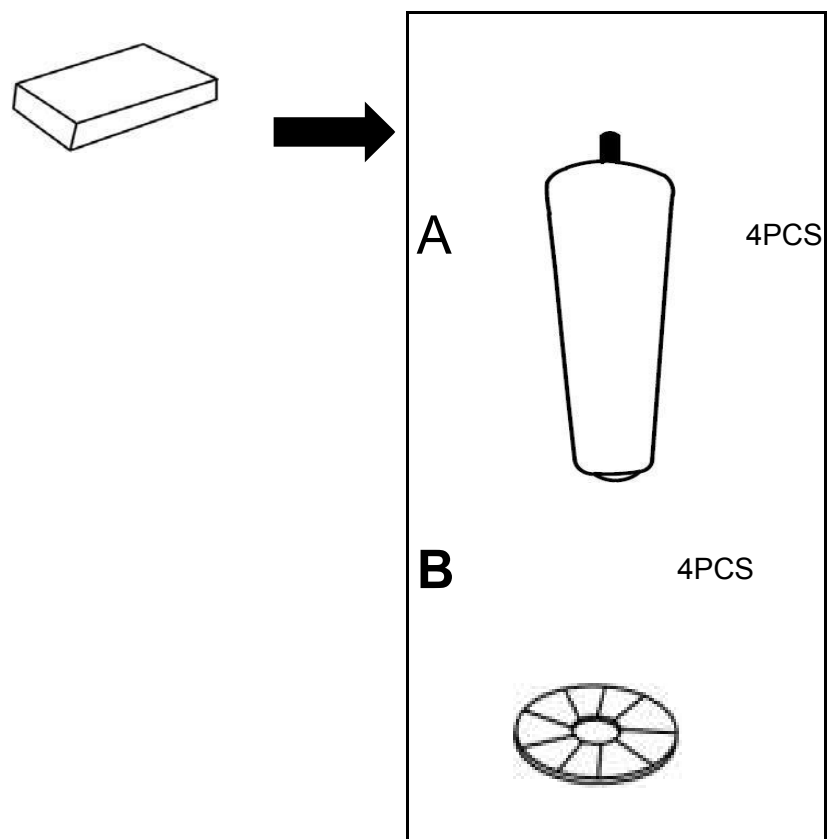
Assembly instructions

1. Take out EPE bag from the bottom of chair

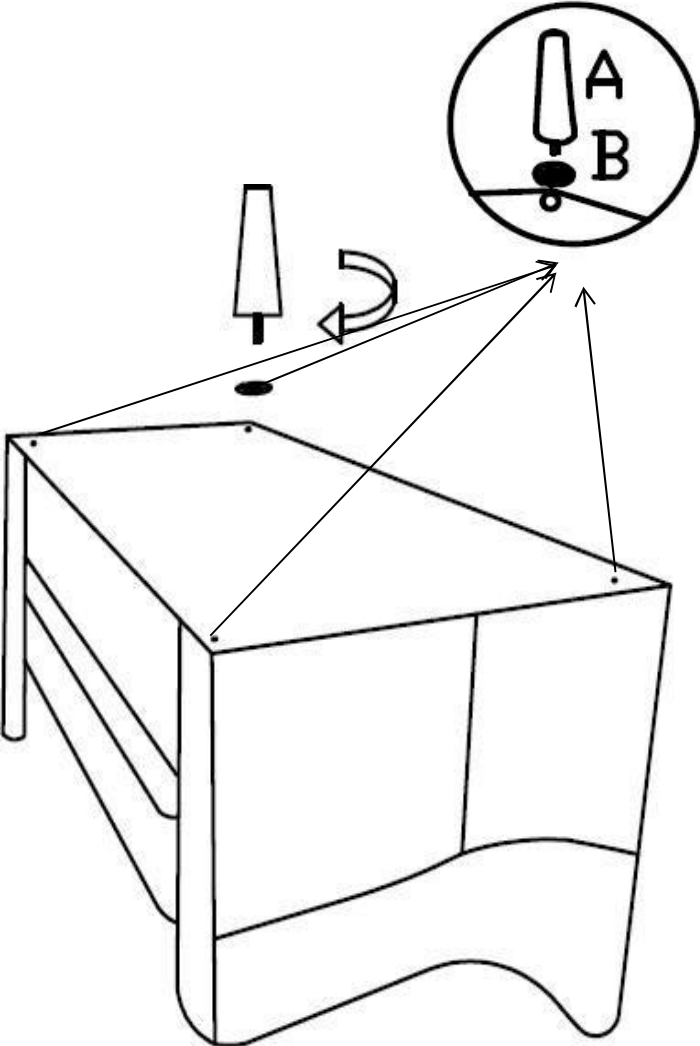


Assembly instructions

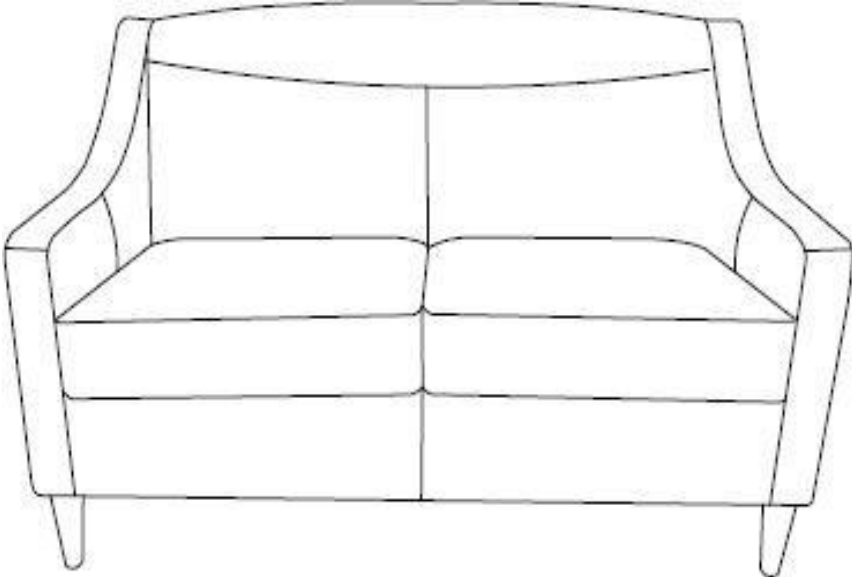
3. take out legs from EPE bag



3. Fitting the legs on the bottom of the seat with correct orientation.



4. Finally carefully place the unit in the desired location.



Care and Maintenance

Safety

To avoid any risk of suffocation to animals or children dispose of the plastic bags immediately.

Cleaning

As with all surfaces clean with a damp cloth and mild detergent, do not use bleache or abrasive products.

Fitting

From time to time please ensure there are no loose screws on the product.

If you need help or have damaged or missing parts,call the **Customer Helpline: 0345 640 0800 / 0345 601 2895**

489-499 Avebury Boulevard Milton Keynes MK9 ZNW, Argos limited

