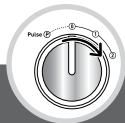




2.4L



<b>e</b> 		300g max	30s	<b>②</b> <b>+</b> <b>Pulse</b>
		0,8L	40s	
		375g 225g	1min	
		310g 190g	30s	
		800g	1min30 ▶ 2min	
		0,8L	1min ▶ 1min30	
<b>f</b> 		1max	30s ▶ 3min	<b>①</b>
		0,2L max	30s ▶ 3min	
		6max	30s ▶ 3min	
<b>g</b> <b>g1</b>  <b>g2</b> 		300g	30s	<b>②</b>
				<b>①</b>

**CAUTION:** the safety precautions are part of the appliance. Read them carefully before using your new appliance for the first time. Keep them in a place where you can find and refer to them later on.

 - Do not use the appliance if the power cord or plug is damaged. The power cord must be replaced by an authorized service center (see the list in the service booklet) in order to avoid danger.

 - For your own safety, use only accessories and spare parts designed for your appliance and sold in an approved service centre.

## RECOMMENDATIONS FOR USE

- The recommended operating speed is engraved on the accessories (f, g, e).

## ROUGH CHOPPING SMALL QUANTITIES (DEPENDING ON MODEL)

ACCESSORIES USED : Assembled chopper

- Chop in a few seconds by pulsing: rice, etc.

Model 700W - 800W: Quantity / max time: 95g / 4s

Model 500W - 600W: Quantity / max time: 60g / 4s

## CLEANING

- Unplug the appliance.

- For easier cleaning, rinse the accessories quickly after use.

- Wash and dry the accessories: They can all go into the dishwasher, be immersed or be washed under running water, excepting the meat grinder block (l+m3+m6+m7+m8) and the motor unit (a). Wipe the latter using a damp sponge.

- Pour hot water with some drops of liquid soap into the mixing bowl (c3). Close the lid (c2) with its dose stop (c1). Activate the appliance a few times, for 1 or 2 seconds. Unplug the appliance. Rinse the bowl.

- There could be a microbiological hazard if the food contact parts of the product are not clean when first used, or if they were not cleaned thoroughly after use.

- Supplying suitable instructions to clean the food contact parts of the product before first use could slightly reduce the risk of this hazard.

- **The accessory blades are extremely sharp. Handle them with care.**

**Tip:** Should your accessories look stained by foods such as carrots or oranges, rub them with a cloth drenched in vegetable oil, then clean as usual.

## WHAT TO DO IF YOUR APPLIANCE DOES NOT WORK

If your appliance does not work properly, check:

- that it is plugged in properly.

- that each accessory is properly screwed on.

Your appliance still doesn't work? Go to an authorized service centre (see list in the service booklet).

## ACCESSORIES

You can personalize your appliance by purchasing any of the following accessories at your usual reseller store or at one of our authorized service centres:

- **b** : Chopper bowl

- **d** : Common spindle

- **e** : Multifunction blade

- **f** : Emulsifying disk

- **g** : Vegetable slicer set:

• g1 : Grating cartridge

• g2 : Slicing cartridge

• g4 : Cartridge stand

**Attention:** In order to purchase any accessory for this appliance, you must necessarily present the instructions manual provided with it or the appliance itself.

# Guarantee



## Product Guarantee

This product is guaranteed against manufacturing defects from a period of



Year

This product is guaranteed for twelve months from the date of original purchase. Any defect that arises due to faulty materials or workmanship will either be replaced, refunded or repaired free of charge where possible during this period by the dealer from whom you purchased the unit.

The guarantee is subject to the following provisions:

- The guarantee does not cover accidental damage, misuse, cabinet parts, knobs or consumable items.
- The product must be correctly installed and operated in accordance with the instructions contained in this manual.
- It must be used solely for domestic purpose.
- The guarantee will rendered invalidated if the products is re-sold or has been damaged by inexpert repair.
- Specifications are subject to change without notice.
- The manufacturer disclaims any liability for the incidental or consequential damages.
- The guarantee is in addition to, and does not diminish your statutory or legal right.
- In the event of problem with the product with in the guarantee period call **Customer Helpline: 0345 6402020**  
**<http://www.argos-support.co.uk/>**

Guarantor: Argos Ltd  
489 – 499 Avebury Boulevard  
Central Milton Keynes  
MK9 2NW

EN P. 1