

## **Thank you for ordering from Mamas & Papas.**

For over 30 years, we have been committed to creating a world of quality, individuality and style for parents around the world. At the very beginning we were inspired by our daughters — now we see them all grown up, with children of their own, helping us to share our passion for parenting to their generation of Mums and Dads.

We hope you enjoy exploring our new collection and wish you a very warm welcome to our world.

We are committed to designing and developing products to the highest standards, for your family to enjoy and we welcome any feedback or comments you may have.

## **The Mamas & Papas Family.**

## **Gracias por elegir Mamas & Papas.**

Durante más de 30 años, nuestro compromiso ha sido crear un mundo de calidad, individualidad y estilo para padres de todo el mundo. Al principio nos inspiraron nuestras propias hijas, que ahora son adultas y tienen sus propios hijos, y nos ayudan a compartir nuestra pasión por la paternidad con su generación de mamás y papás.

Esperamos que disfruten descubriendo nuestra nueva colección y les damos una calurosa bienvenida a nuestro mundo.

Nos comprometemos a diseñar y elaborar productos de la mejor calidad, con el fin de que su familia los disfrute y nosotros recibamos las respuestas y comentarios que le puedan surgir.

## **La Familia Mamas & Papas.**

## **Merci d'avoir choisi Mamas & Papas.**

Cela fait plus de 30 années que nous nous consacrons à créer un monde de qualité, d'individualité et de style pour les parents dans le monde entier. Au tout début, nous étions inspirés par nos filles — à présent celles-ci ont grandi, elles ont des enfants aussi et nous aident à partager avec vous notre passion de création en nous adressant à leur génération de mamans et de papas.

Nous espérons que vous passerez un agréable moment à découvrir notre nouvelle collection et nous sommes heureux de vous accueillir dans notre monde.

Nous nous engageons à concevoir et à développer des produits de la plus haute qualité, pour le plaisir de votre famille et nous serions heureux de recevoir vos réactions et observations éventuelles.

## **La Famille Mamas & Papas.**



## für Mamas & Papas entschieden haben.

Seit über 30 Jahren entwickeln wir mit großem Engagement für Eltern in aller Welt Produkte, die für Qualität, Individualität und Stil stehen. Die erste Inspiration gaben uns unsere Töchter, die mittlerweile erwachsen sind, selbst Kinder haben und uns nun dabei helfen, die Mütter und Väter ihrer Generation mit unserer Begeisterung für Babyprodukte anzustecken.

Wir hoffen, dass es Ihnen Spaß machen wird, sich unsere neue Kollektion anzusehen, und heißen Sie herzlich willkommen in unserer Welt.

Wir haben es uns zur Aufgabe gemacht, Produkte auf höchstem Niveau zu entwerfen, die Ihre Familie genießen kann. Daher freuen wir uns immer über Ihr Feedback oder Ihre Kommentare.

## Die Mamas & Papas-Familie.

## Grazie per aver scelto Mamas & Papas.

Da oltre 30 anni lavoriamo per creare un mondo di qualità, unicità e stile per i genitori di tutto il mondo. All'inizio abbiamo tratto ispirazione dalle nostre figlie; adesso che sono cresciute e hanno a loro volta dei figli, ci aiutano a far conoscere alla loro generazione di mamme e papà la nostra passione nel vivere l'esperienza di genitori.

Ci auguriamo che apprezzerete la nostra nuova collezione e vi diamo un caloroso benvenuto nel nostro mondo

Il nostro impegno è quello di progettare e realizzare prodotti rispondenti agli standard più elevati per la vostra famiglia e saremo lieti di ricevere suggerimenti o commenti da parte vostra.

## La famiglia di Mamas & Papas.

## Hartelijk dank dat u voor een product van Mamas & Papas heeft gekozen.

Al meer dan 30 jaar zetten wij ons in om een wereld van kwaliteit, individualiteit en stijl te scheppen voor ouders verspreid over de hele aardbol. In het begin werden we geïnspireerd door onze eigen dochters. Nu die volwassen zijn en zelf kinderen hebben, helpen zij ons onze passie voor ouderschap te delen met vaders en moeders van hun eigen generatie.

We hopen dat u onze nieuwe collectie met plezier zult verkennen en heten u van harte welkom in onze wereld.

Wij hopen dat u met uw gezin van onze producten zult genieten en mocht u feedback willen geven of andere opmerkingen hebben, dan horen we graag van u.

## De Mamas & Papas Familie.



**EN** **IMPORTANT. RETAIN FOR FUTURE REFERENCE.  
READ CAREFULLY**

---

**ES** **IMPORTANTE: LEA ESTAS INSTRUCCIONES  
DETENIDAMENTE Y GUÁRDELAS PARA  
FUTURA REFERENCIA**

---

**FR** **IMPORTANT : VEUILLEZ LIRE CES CONSIGNES AVEC  
ATTENTION ET LES CONSERVER POUR VOUS Y  
REPORTER ULTÉRIEUREMENT**

---

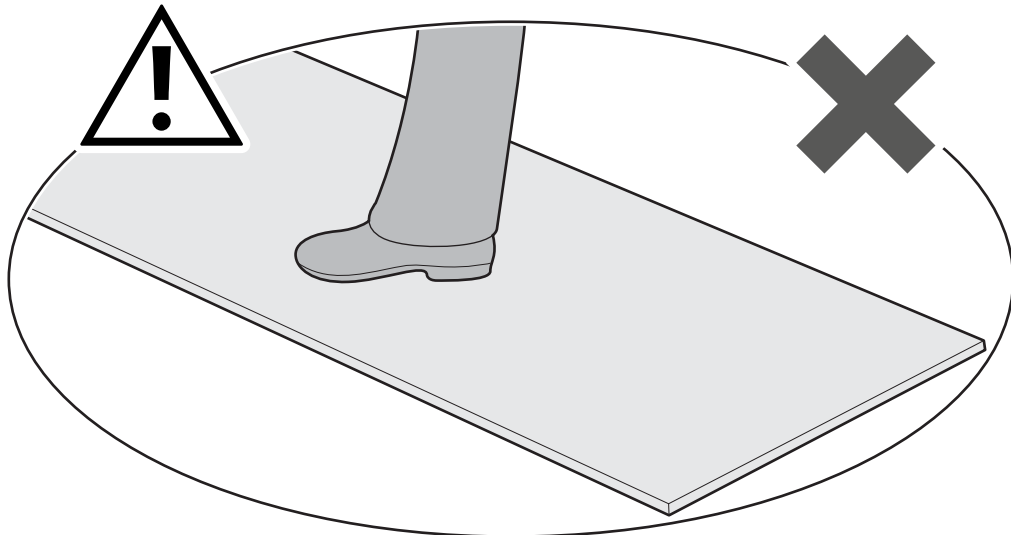
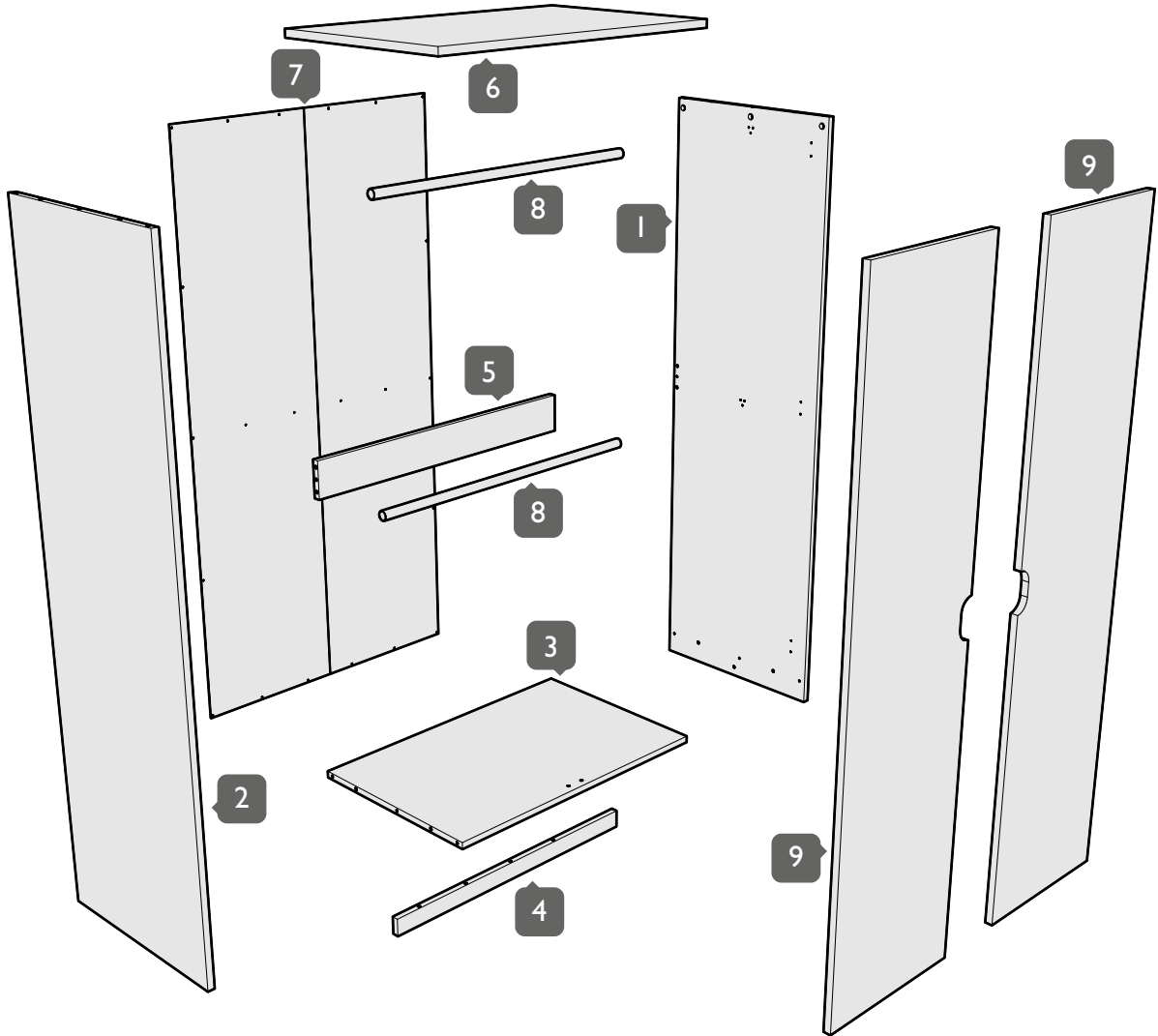
**D** **ACHTUNG: BITTE LESEN SIE SICH DIESE ANWEISUNGEN  
SORGFÄLTIG DURCH UND BEWAHREN SIE SIE FÜR  
ZUKÜNFTIGE VERWENDUNG AUF**

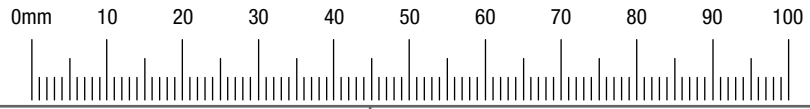
---

**IT** **IMPORTANTE: LEGGERE ATTENTAMENTE QUESTE  
ISTRUZIONI E CONSERVARLE COME  
RIFERIMENTO FUTURO**

---

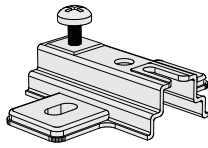
**NL** **BELANGRIJK! BEWAAR VOOR TOEKOMSTIGE  
REFERENTIE: LEES DIT ZORGVULDIG DOOR**





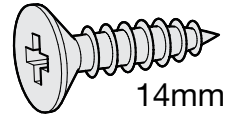
**A**

x6



**B**

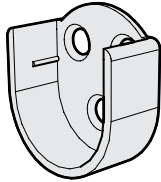
x36



14mm

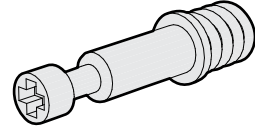
**C**

x4



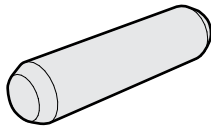
**D**

x14



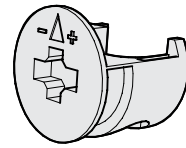
**E**

x19



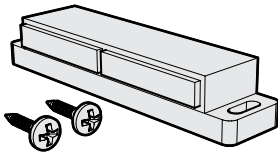
**F**

x14



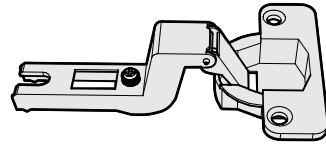
**G**

x2



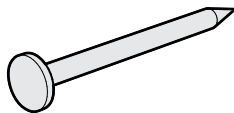
**H**

x6



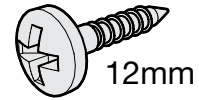
**I**

x22



**J**

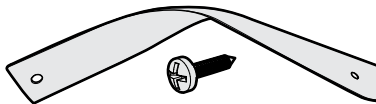
x4



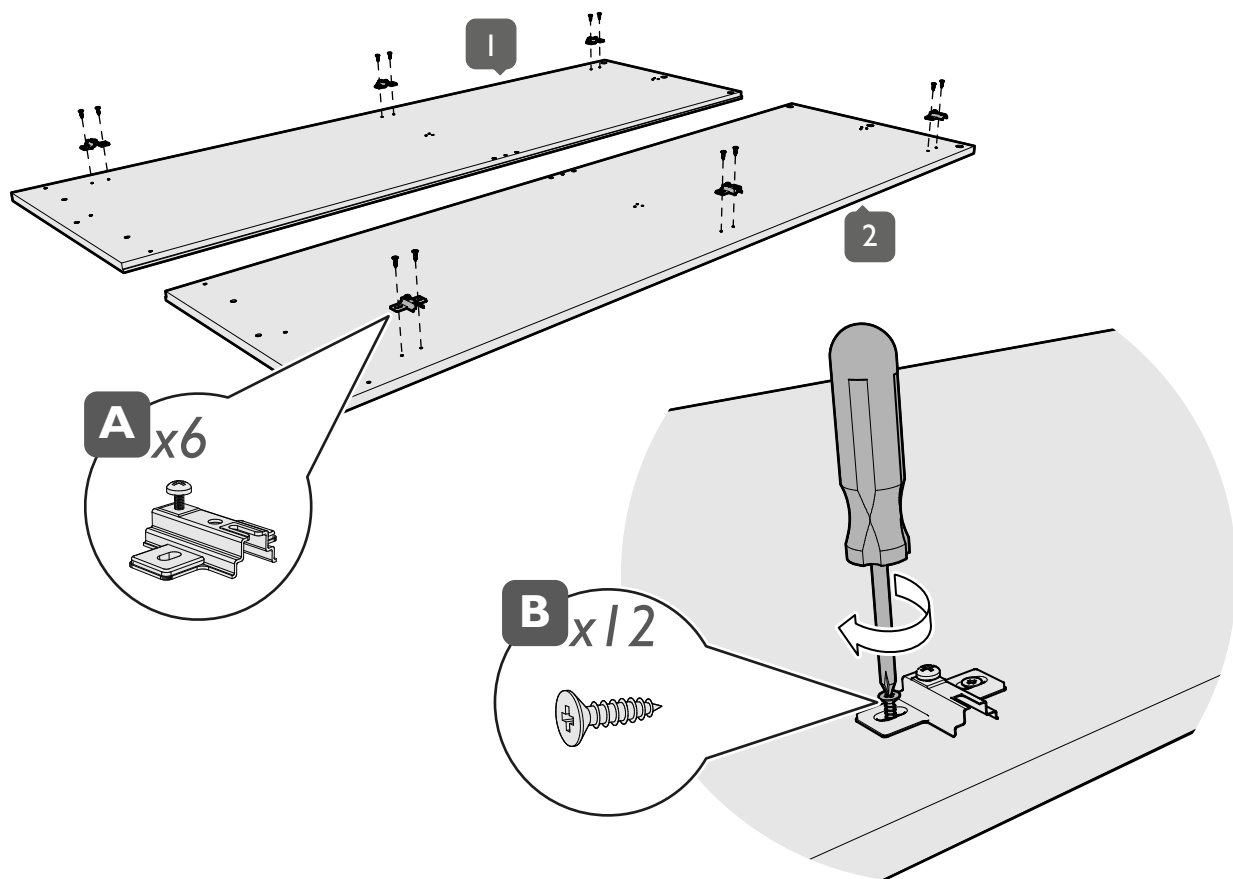
12mm

**K**

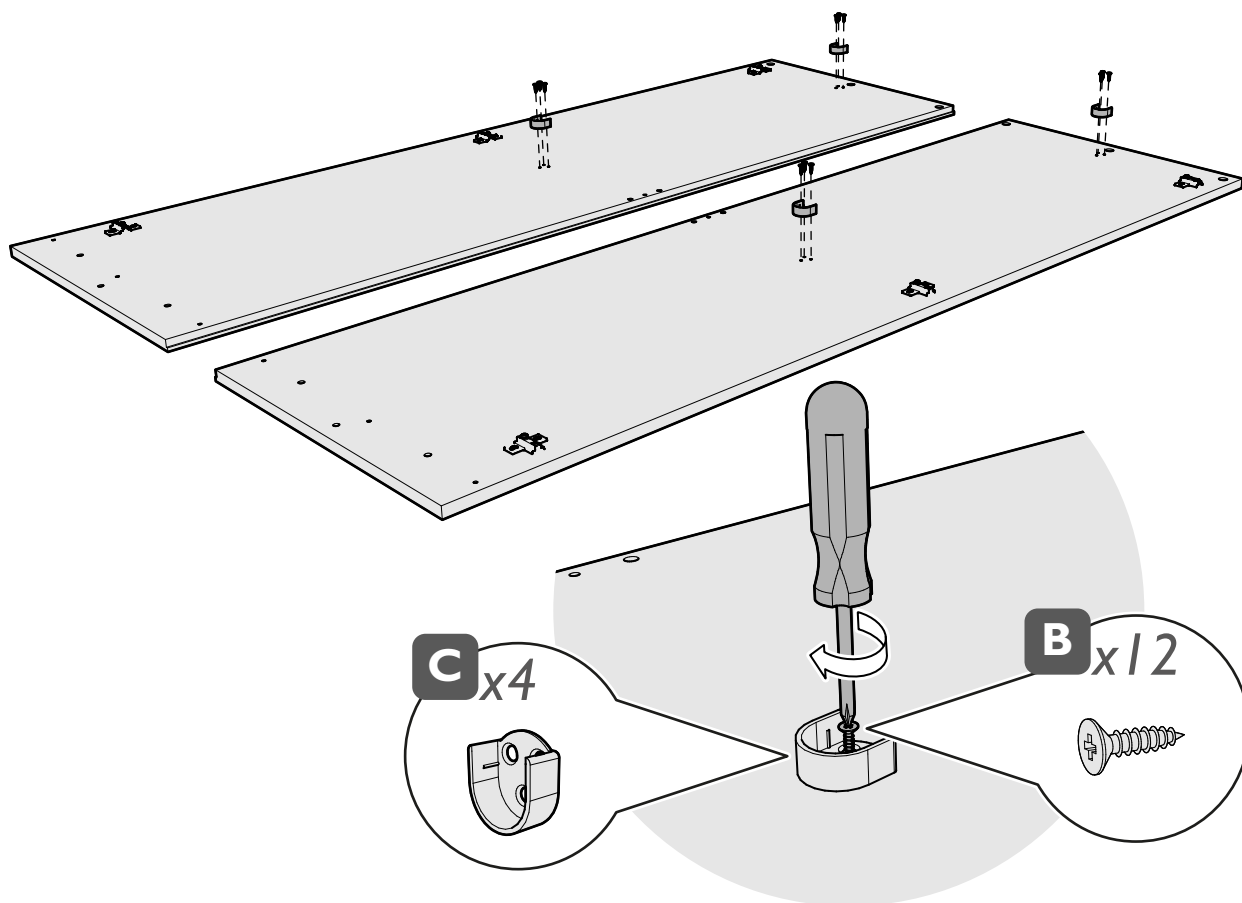
x1



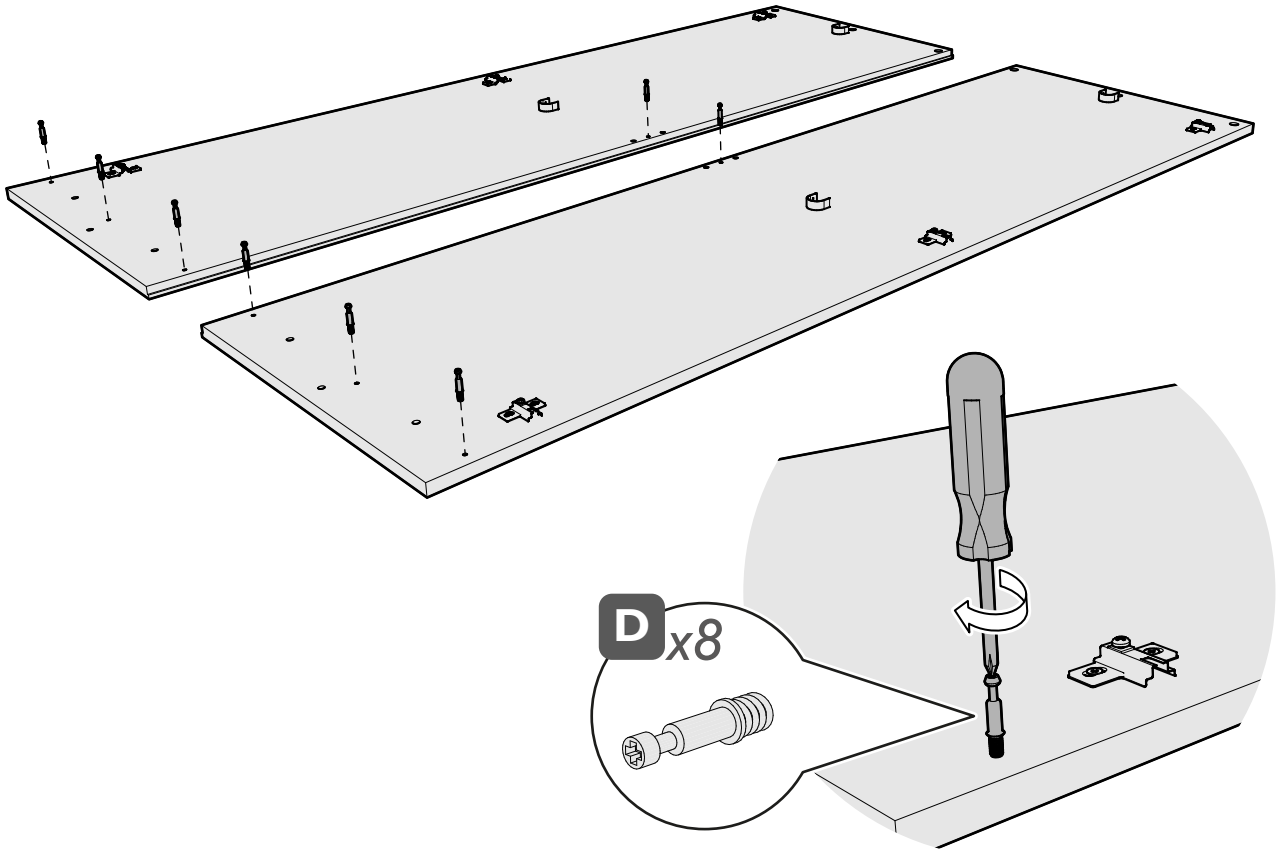
1



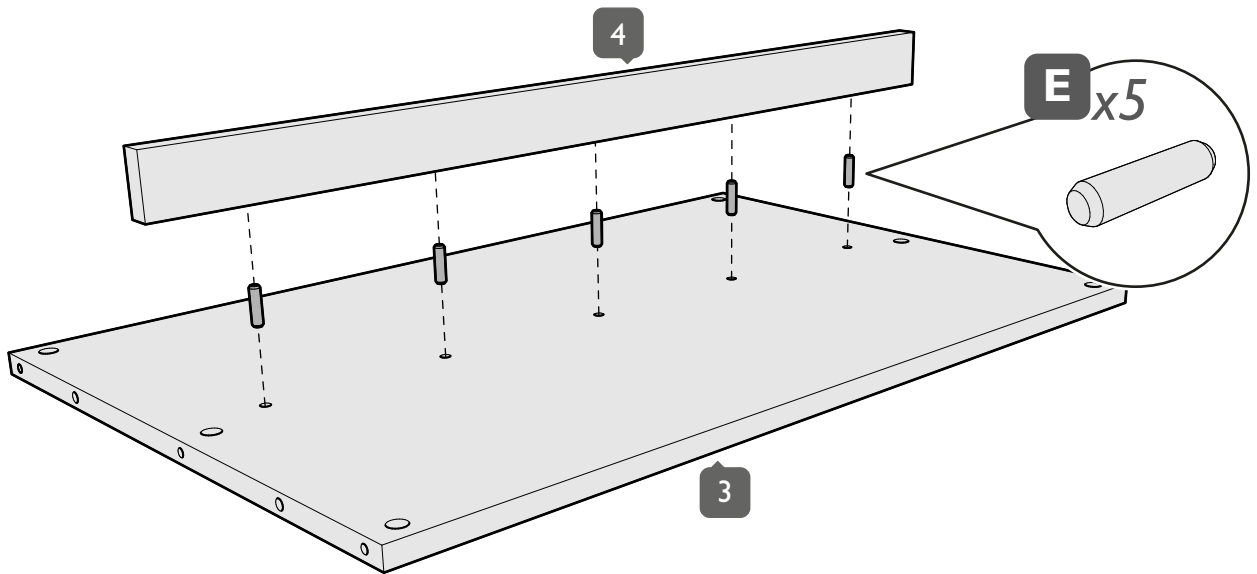
2



3

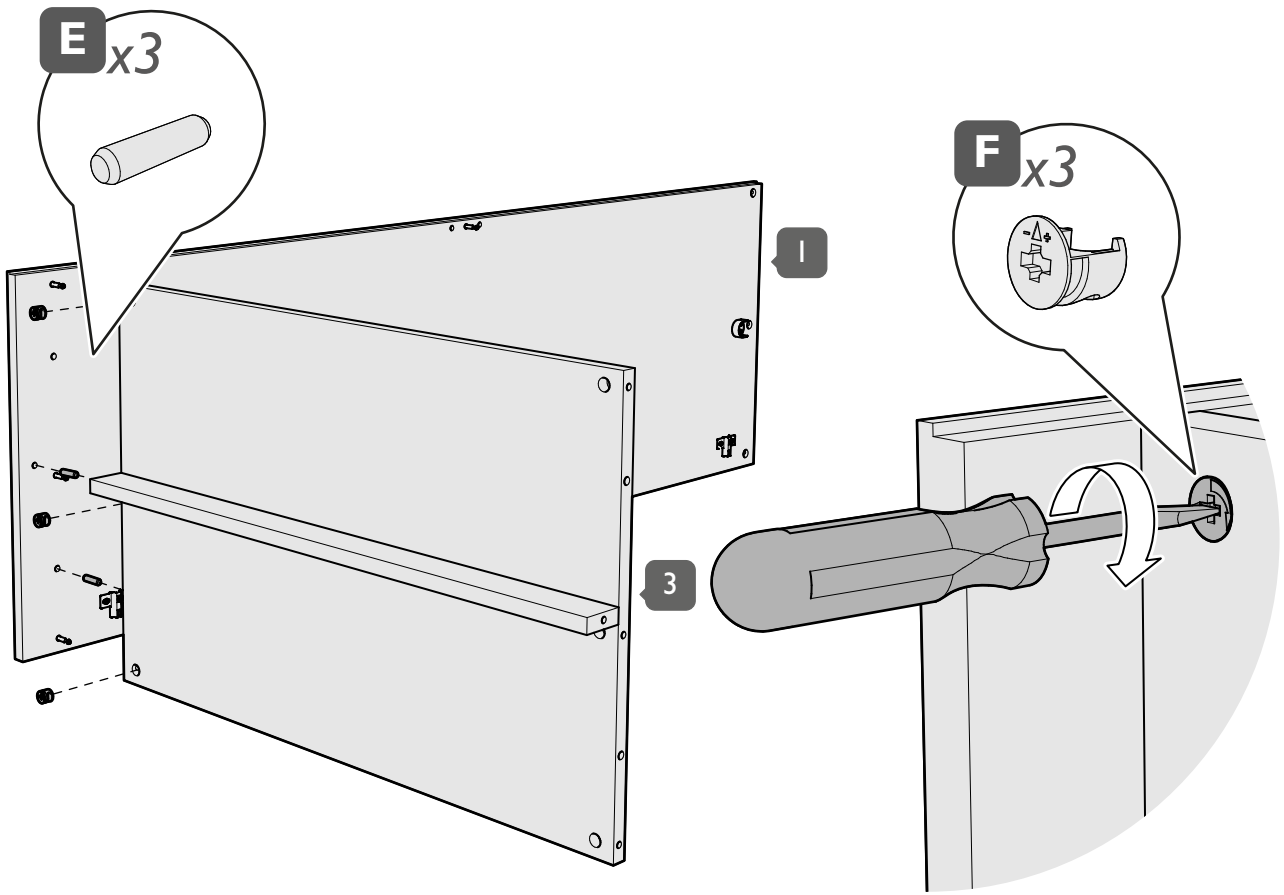


4

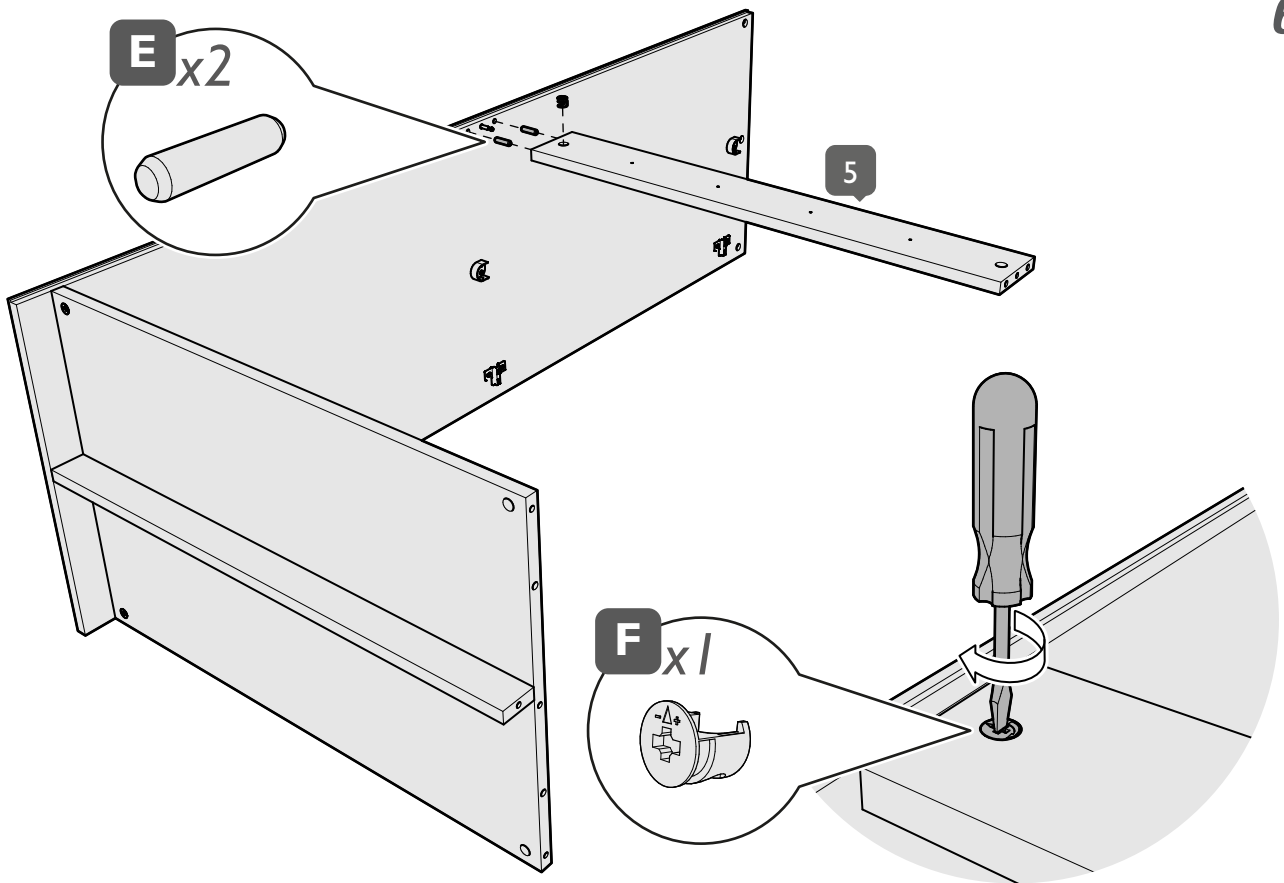




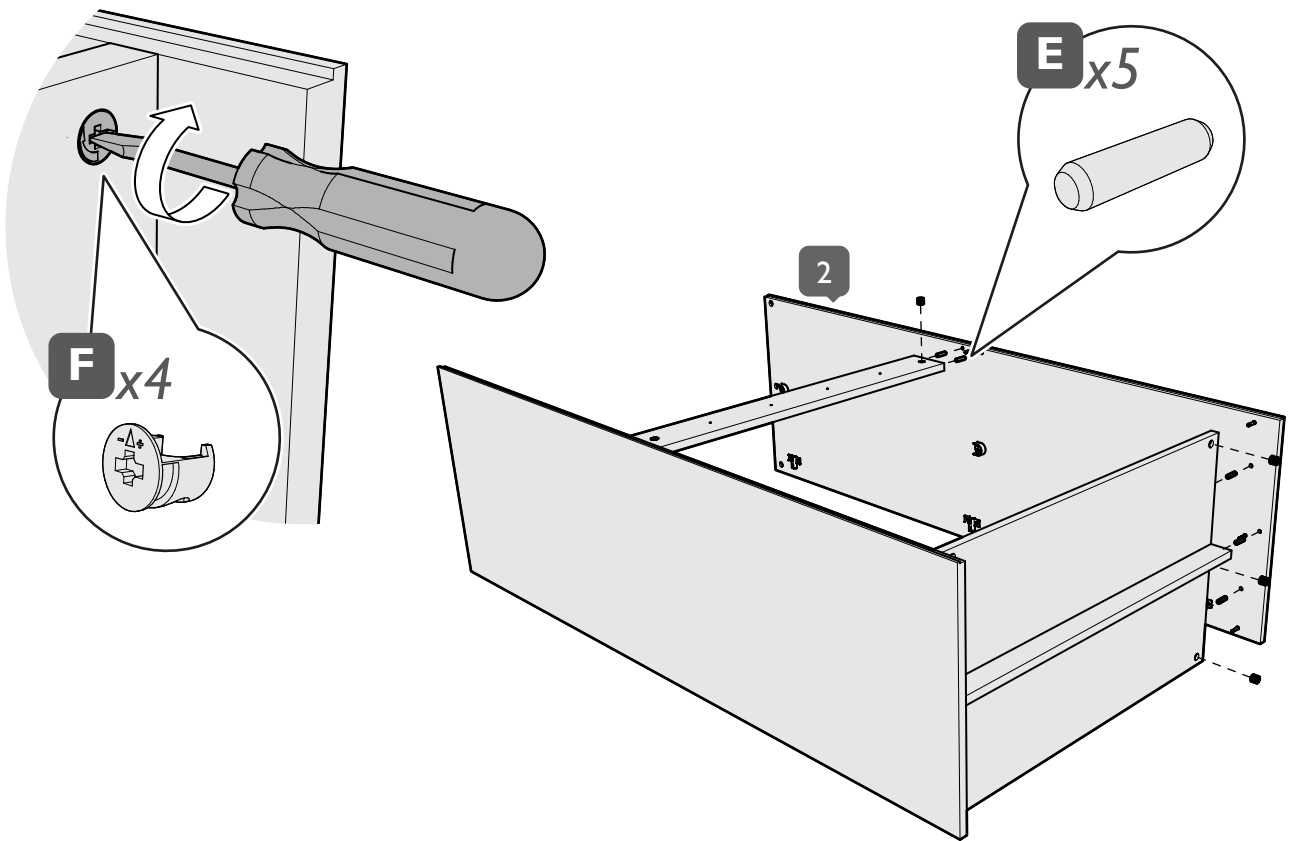
5



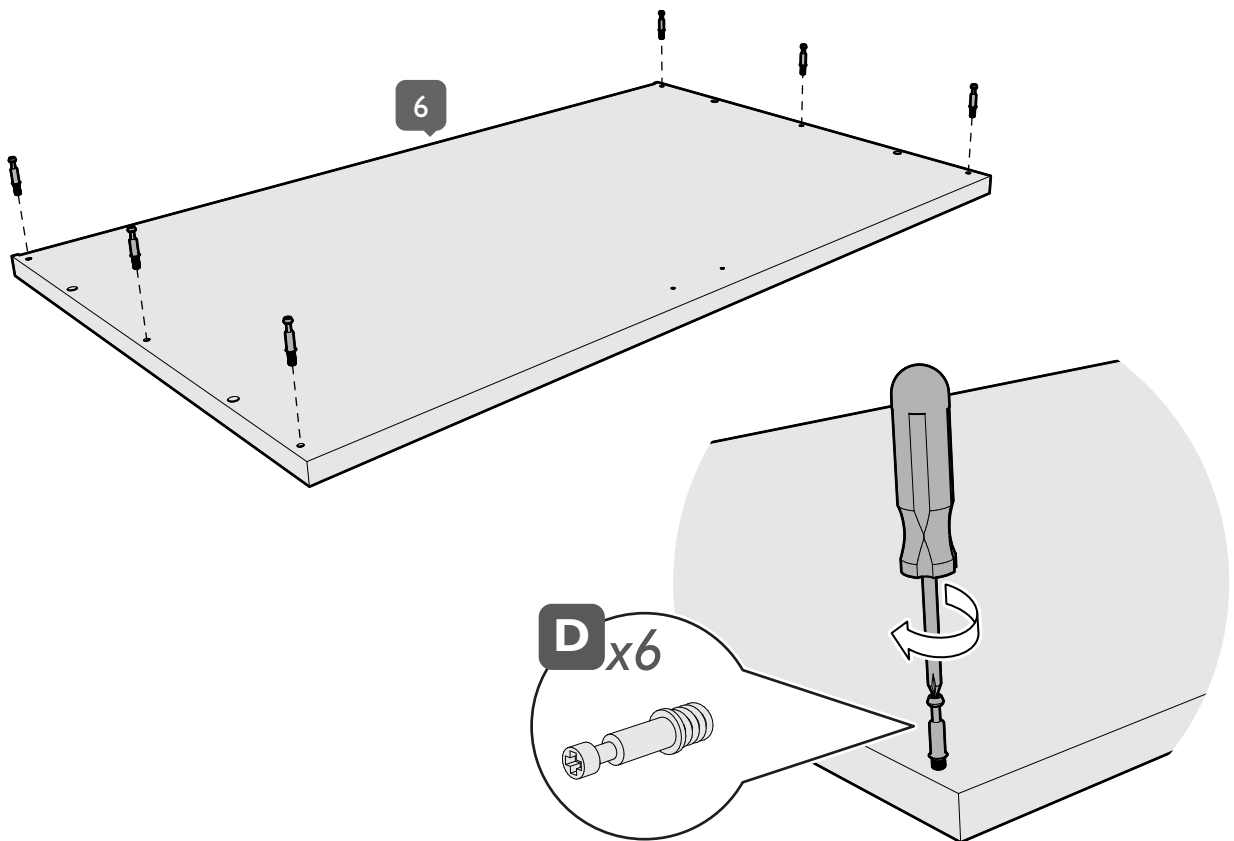
6



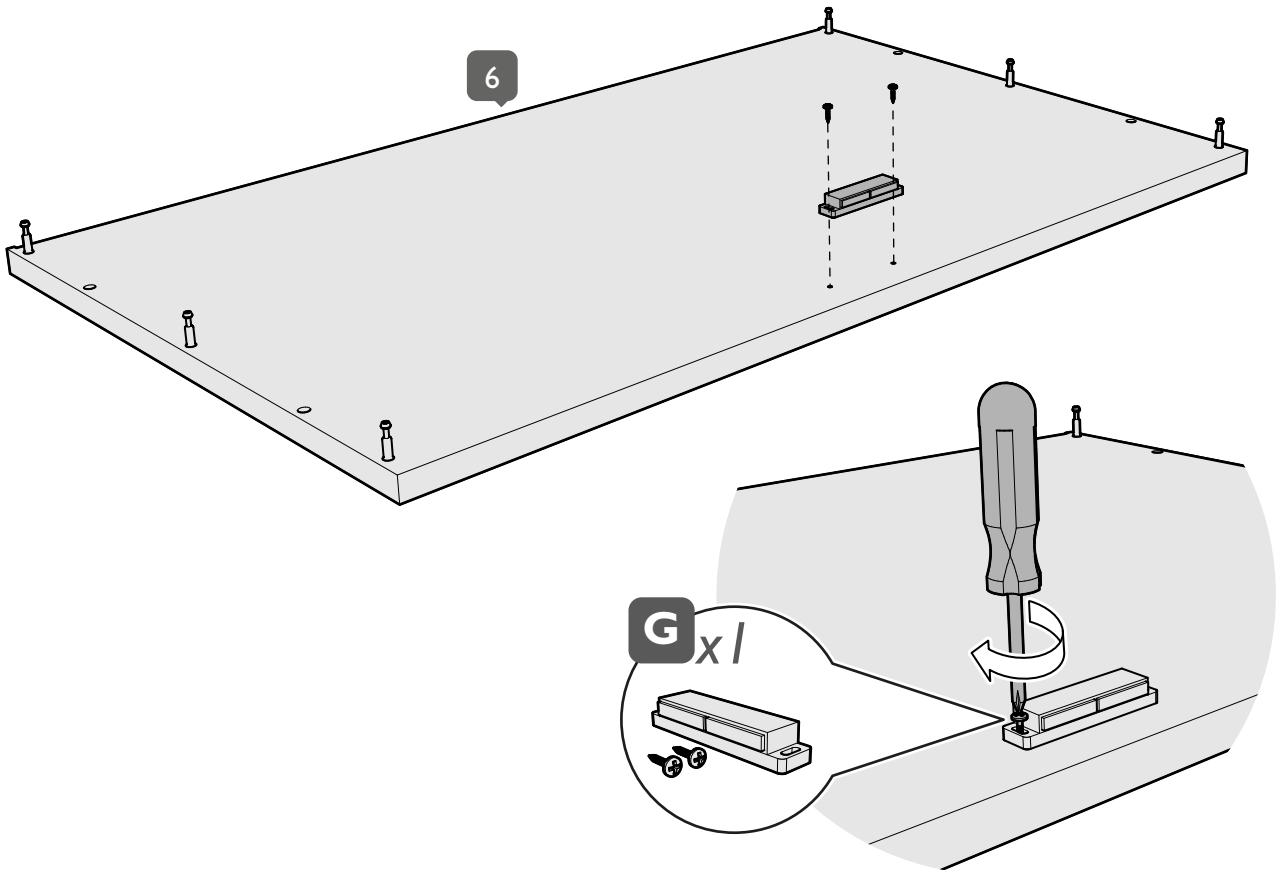
7



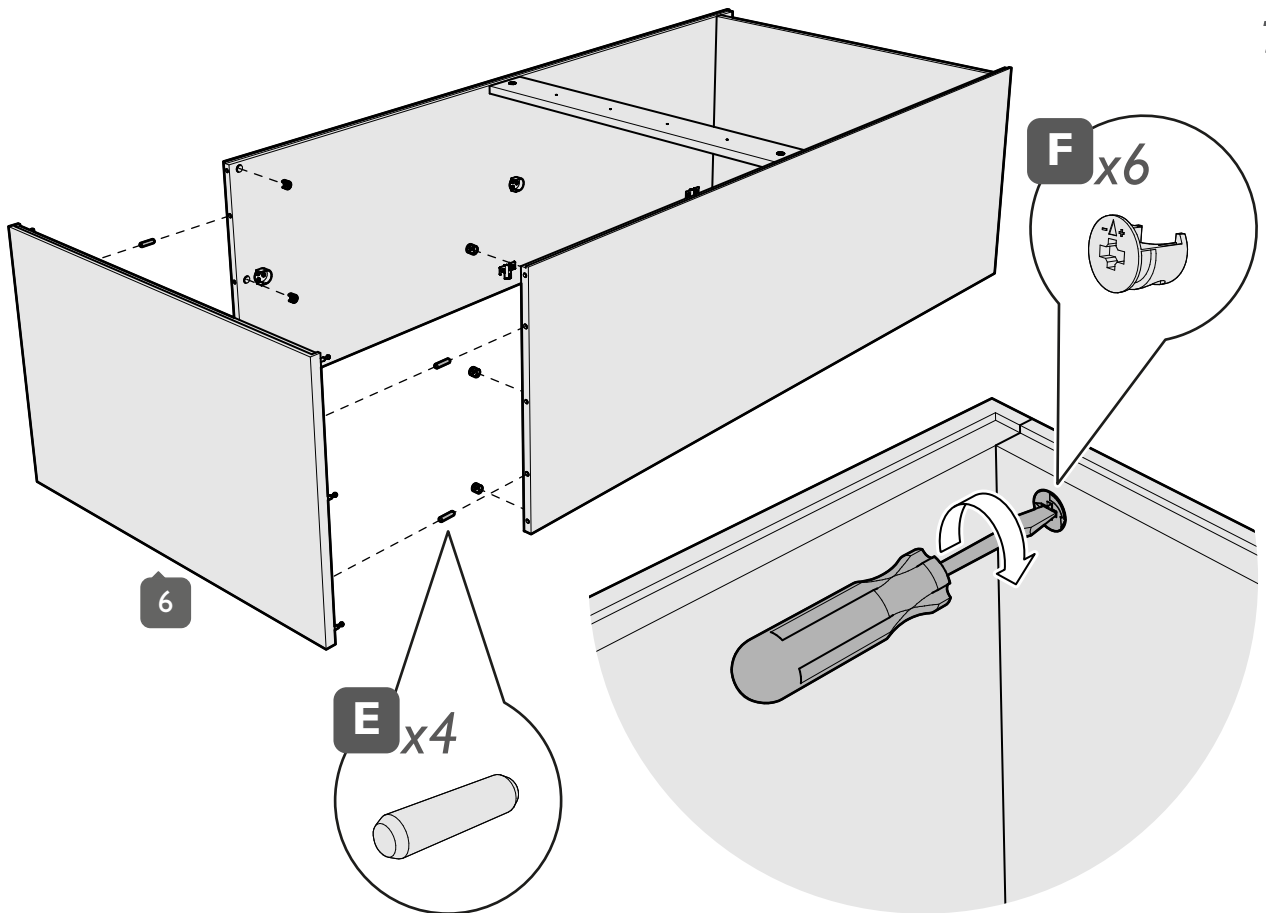
8



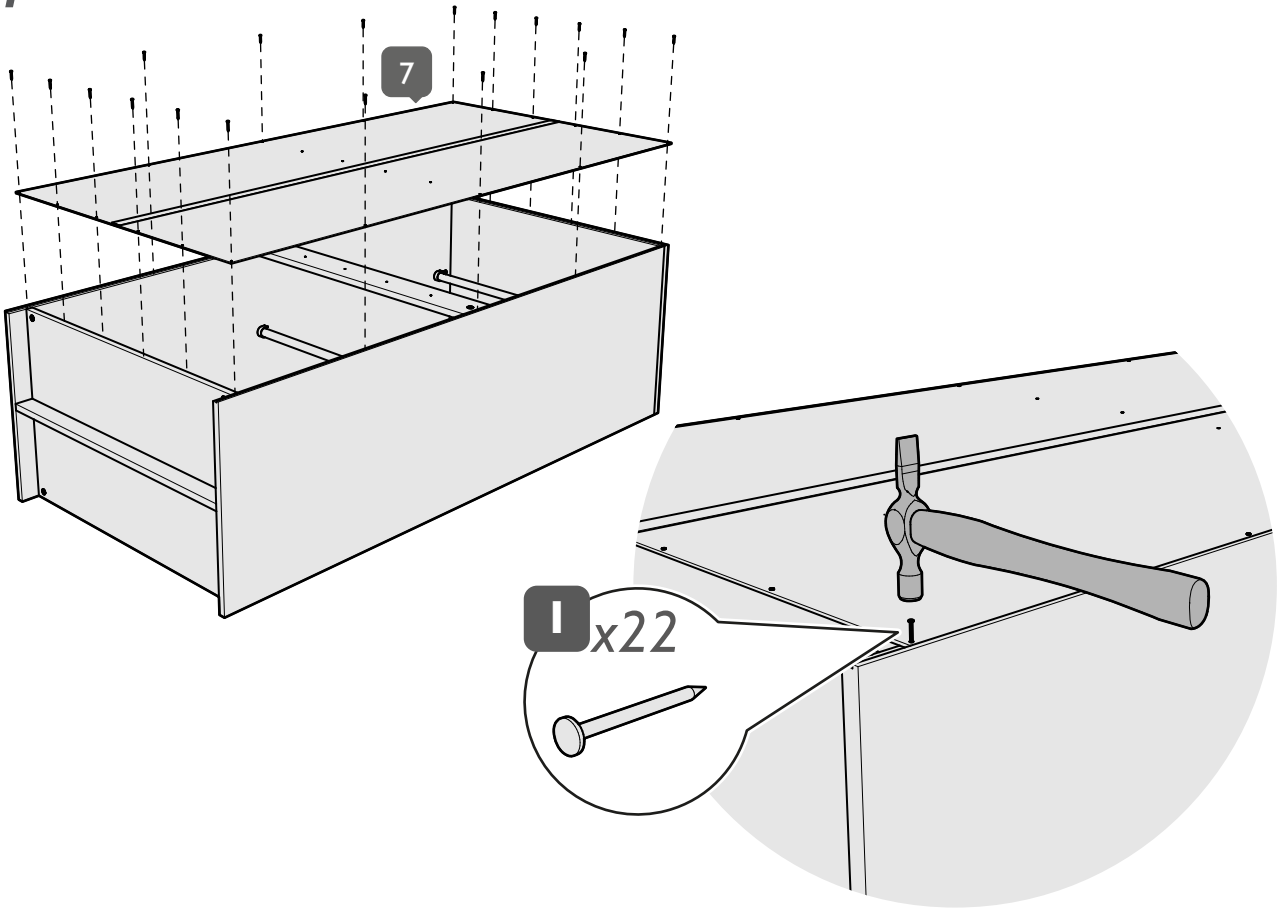
9



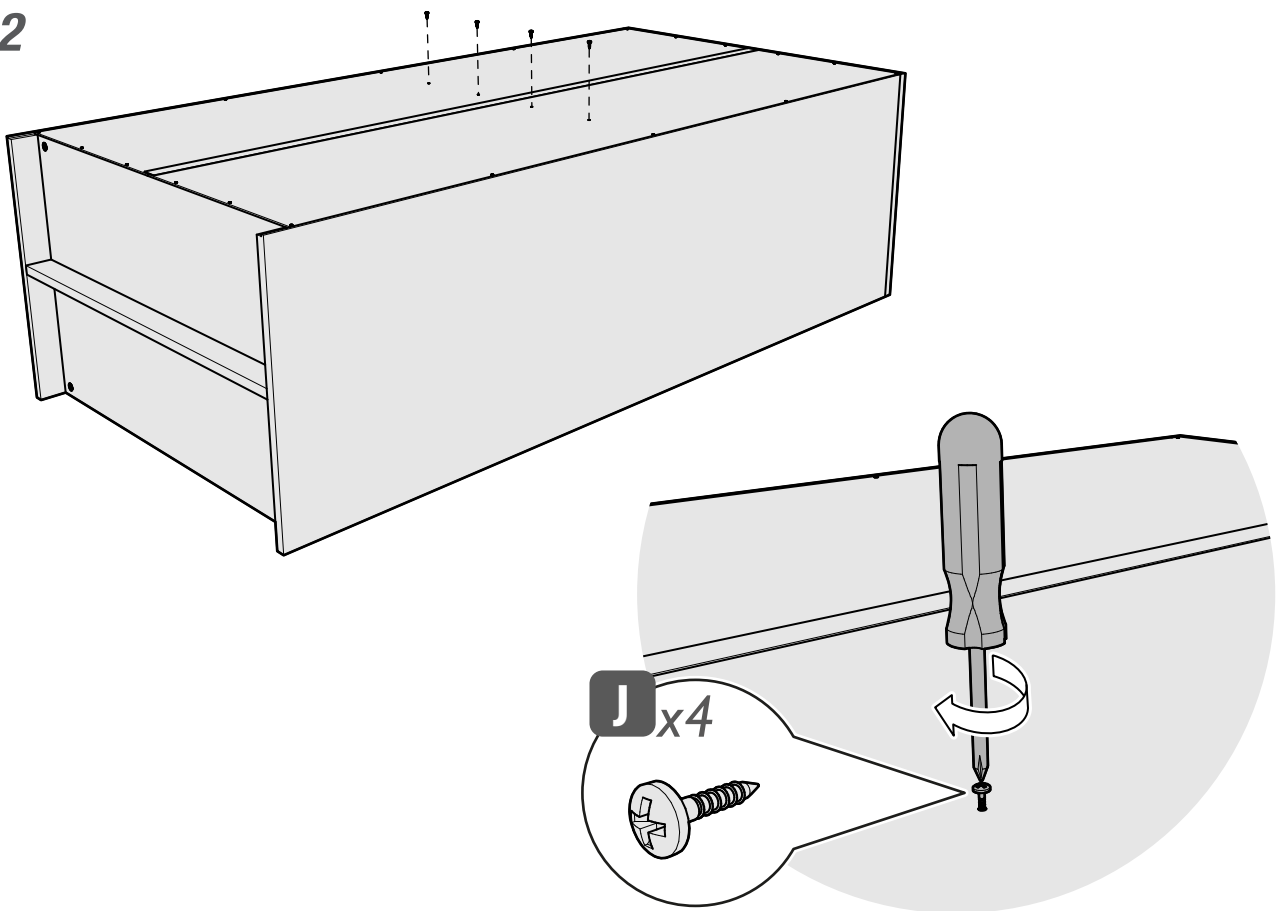
10

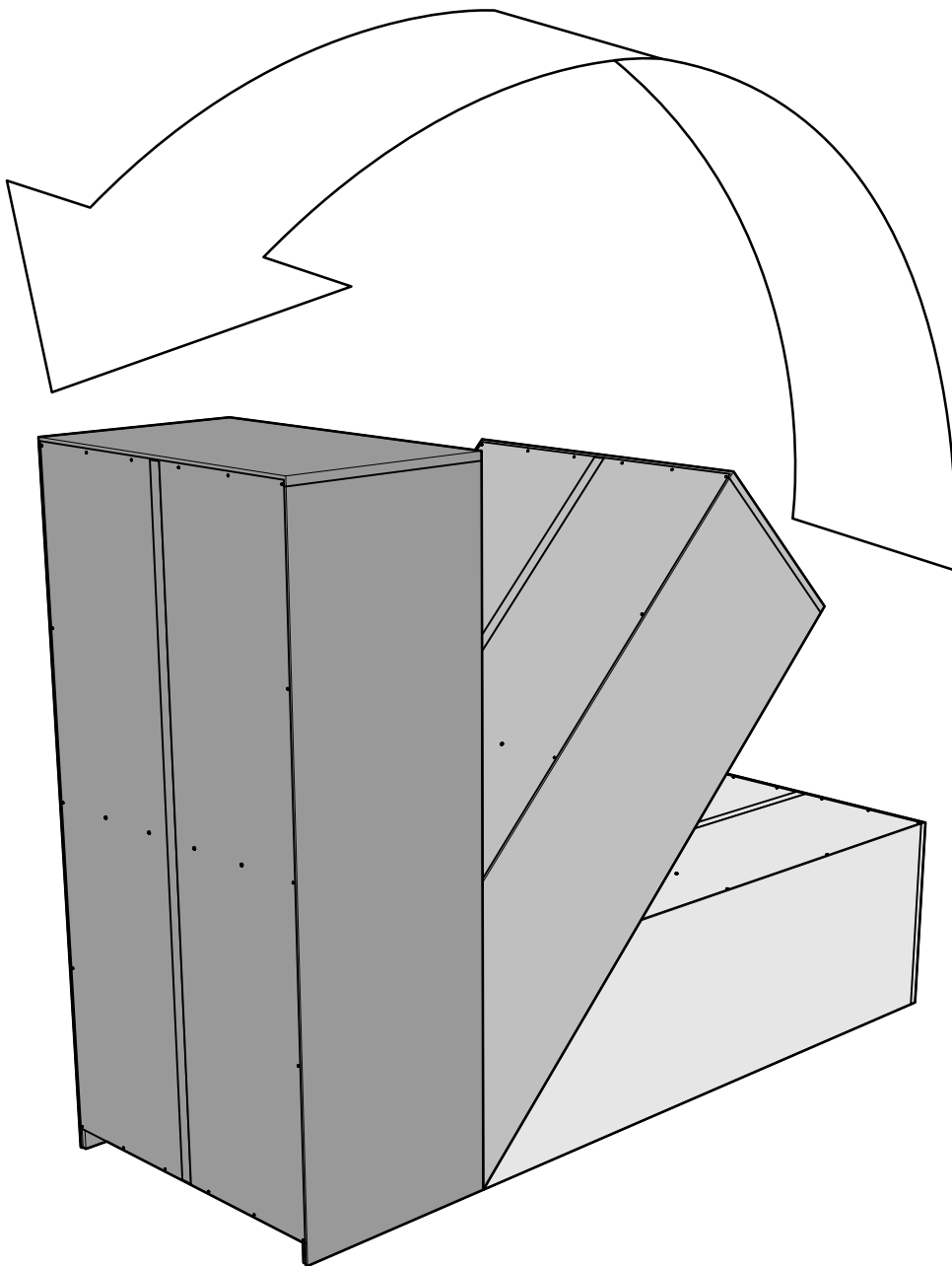



11

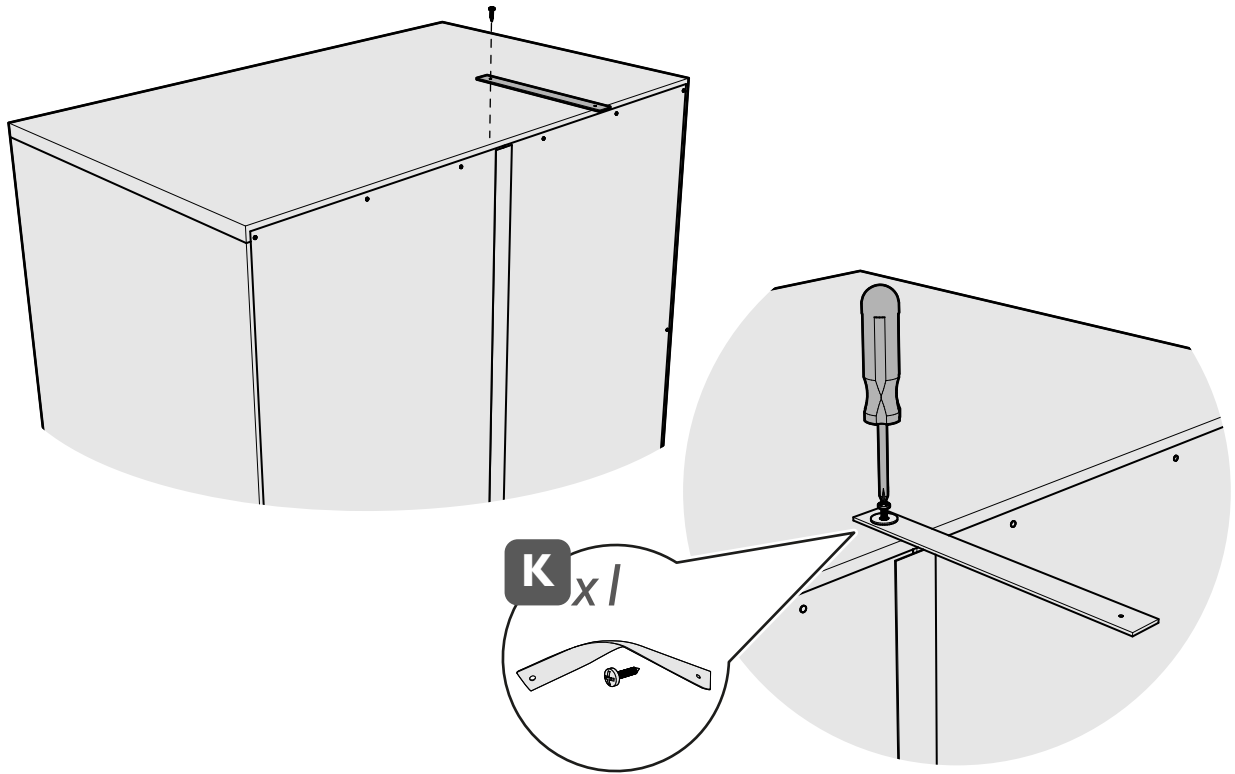


12




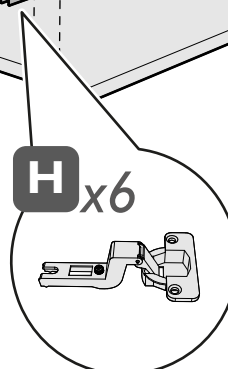
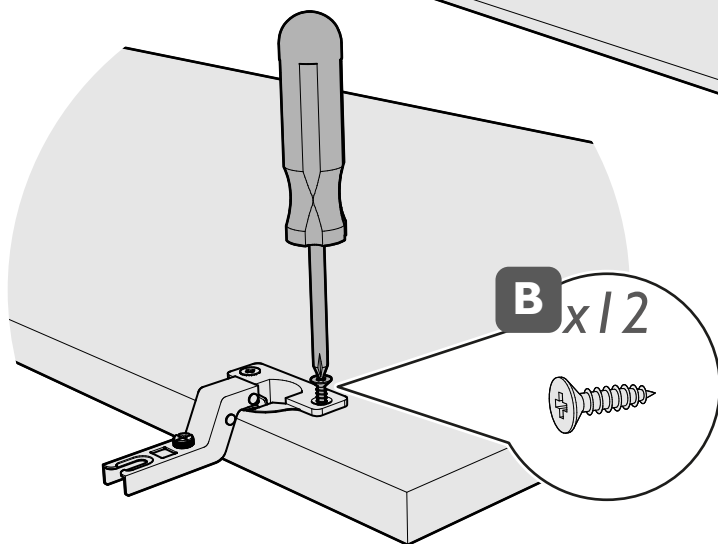
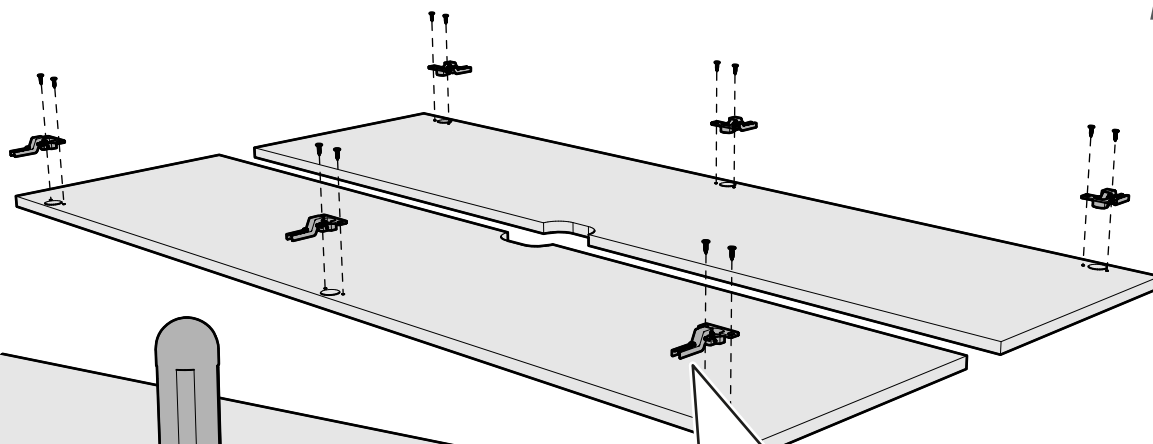
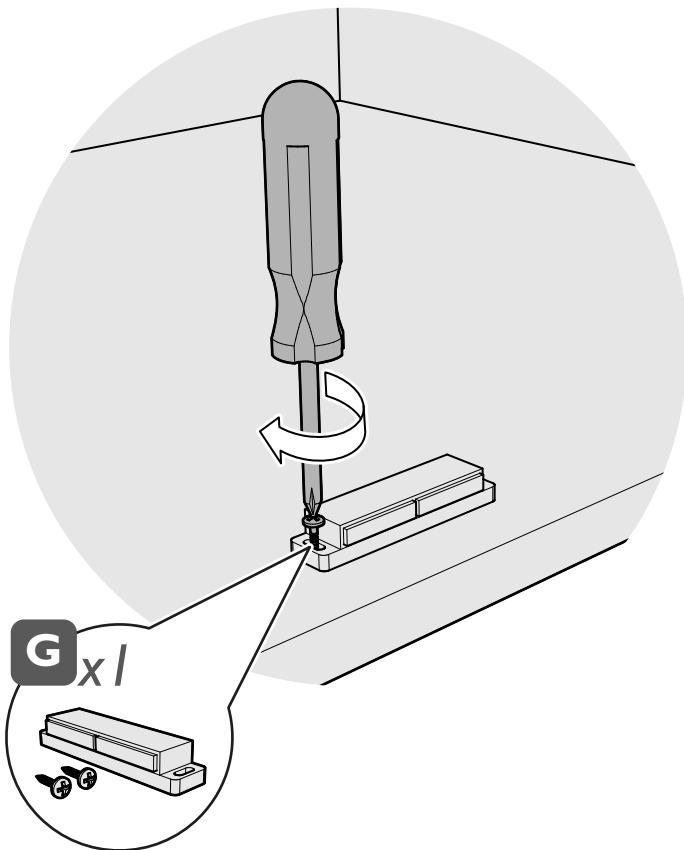



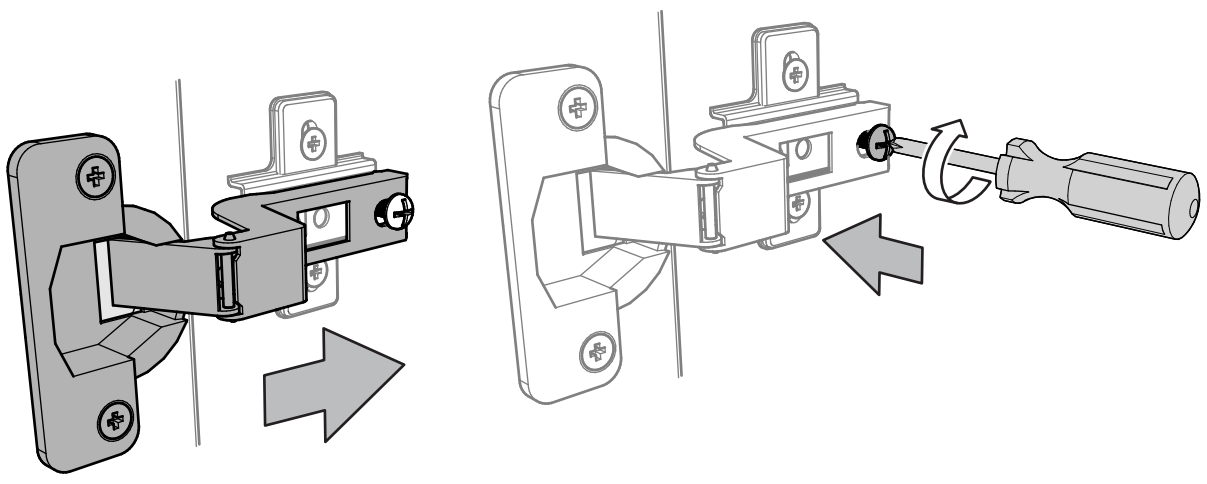
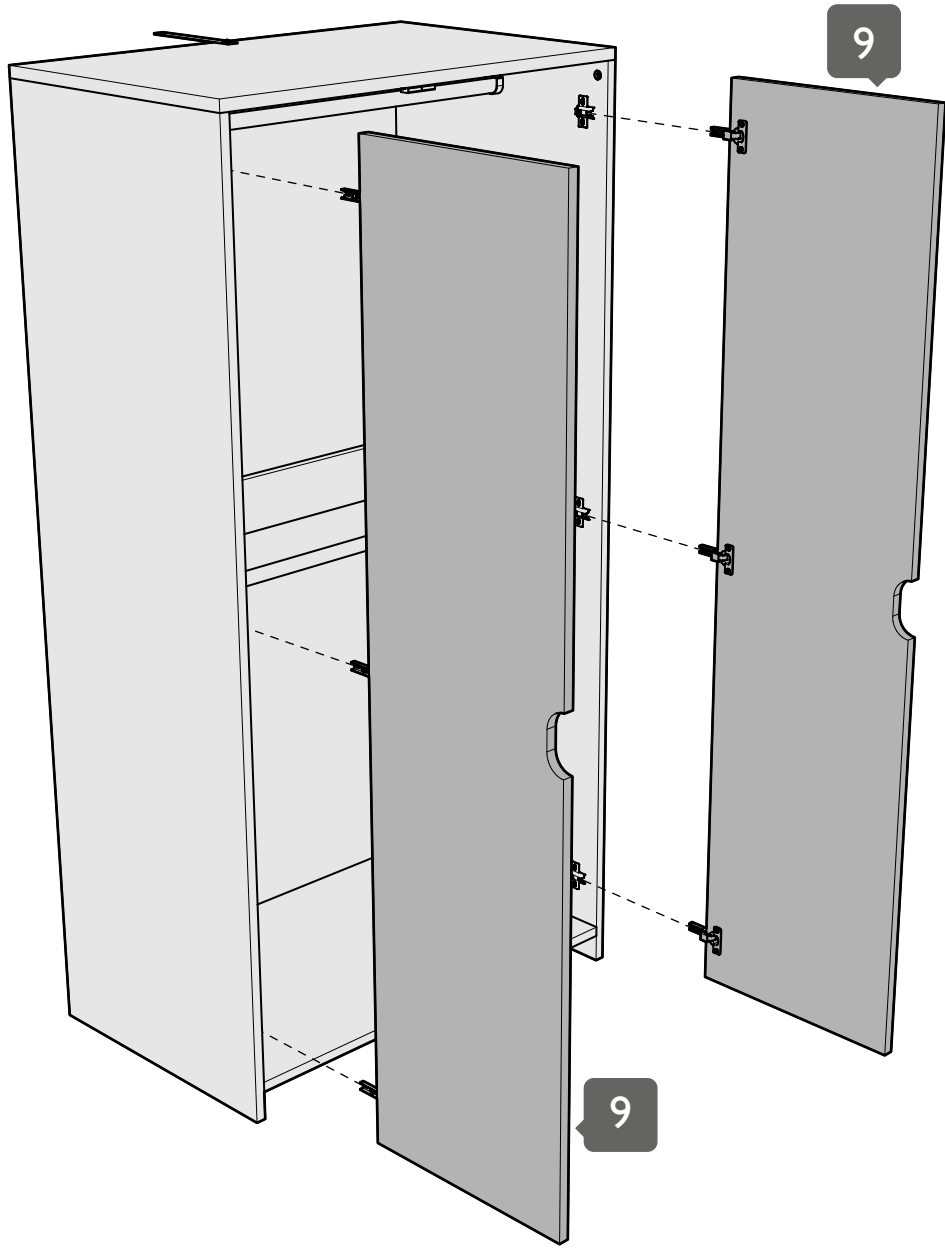
14



15

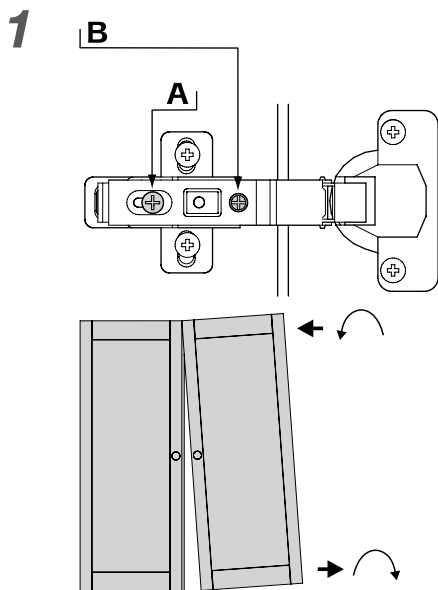








**Adjusting the doors • Ajuste de las puertas • Ajustement des portes • Justage der Türen  
Registrazione dei portelli • De deuren verstellen**



Adjusting the gap between the doors. Loosen screw 'A' slightly. Turn Screw 'B' clockwise to move the door away from the side, turn anti-clockwise to move the door towards the side. When gap is equal tighten screw 'A'.

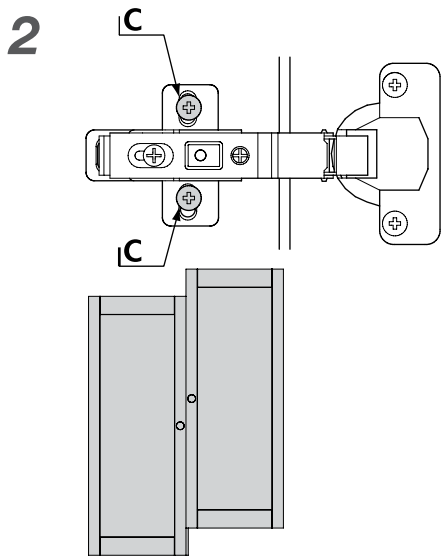
Ajuste el hueco entre las puertas. Afloje el tornillo "A" ligeramente. Gire el tornillo "B" en el sentido de las agujas del reloj para separar la puerta del lateral. Gire en el sentido contrario a las agujas del reloj para mover la puerta hacia el lateral. Cuando el hueco sea idéntico apriete el tornillo "A".

Réglage de l'espace entre les portes. Desserrez légèrement la vis A. Tournez la vis B dans le sens des aiguilles d'une montre pour écarter la porte du côté, tournez dans le sens contraire des aiguilles d'une montre pour déplacer la porte vers le côté. Lorsque l'espace est égal, serrez la vis A.

Einstellung des Abstands zwischen den Türen. Schraube A etwas lockern. Schraube B im Uhrzeigersinn drehen, um die Tür von der Seite wegzubewegen oder im Gegenuhrzeigersinn, um sie zur ihr hinzubewegen. Wenn der Abstand gleichmäßig ist, Schraube A wieder anziehen.

Come regolare lo spazio tra gli sportelli. Allentare leggermente la vite "A". Ruotare la vite "B" in senso orario per distanziare lo sportello dal pannello laterale, ruotare in senso antiorario per avvicinare lo sportello verso il pannello laterale. Una volta raggiunta la stessa distanza, serrare la vite "A".

De ruimte tussen de deuren verstellen. Draai schroef 'A' een beetje los. Draai schroef 'B' rechtsom om de deur van de zijkant weg te bewegen en draai linksom om de deur naar de zijkant toe te bewegen. Wanneer de ruimte aan weerskanten even groot is, schroef 'A' aandraaien.



Adjusting the height of the doors. Loosen screws 'C' then slide the hingeplates up or down until the doors are even then tighten the screws.

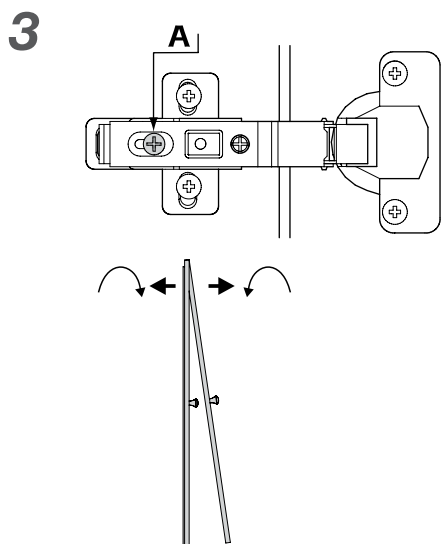
Del tornillo: Ajuste de la altura de las puertas. Afloje el 'C' de los tornillos después resbale la placa de la bisagra hacia arriba o hacia abajo hasta que sean las puertas incluso entonces aprieten los tornillos.

De vis :Ajustement de la taille des portes. Détachez le 'C' de vis puis glissez le plat de charnière vers le haut ou vers le bas jusqu'à ce que les portes soient serrées même alors les vis.

Fest: Justage der Höhe der Türen. Lösen Sie, Schrauben 'C' dann schieben Sie die Scharnierplatte auf oder ab, bis die Türen sogar festziehen dann die Schrauben sind.

Registrazione dell'altezza dei portelli. Allenti la vite 'C' quindi faccia scorrere il piatto della cerniera verso l'alto o verso il basso fino a che gli portelli non siano allineati, allora stringere le viti.

De hoogte van de deuren verstellen. Draai de schroeven 'C' los. Schuif vervolgens de scharnierplaten naar boven of naar beneden totdat de deuren gelijk zijn. Draai dan de schroeven aan.



Adjusting the angle of the door. Loosen screw 'A' and slide the hinge arm either forwards or backwards until the door is vertical then tighten screw 'A'.


Ajuste del ángulo de la puerta. Afloje el 'A' del tornillo y resbale el brazo de la bisagra o remite o al revés hasta que la puerta sea vertical entonces apriete el 'A' del tornillo.

Ajustement de l'angle de la porte. Détachez le 'A' de vis et glissez le bras de charnière ou expédie ou vers l'arrière jusqu'à ce que la porte soit verticale puis serrez le 'A' de vis.

Justage des Winkels der Tür. Lösen Sie Schraube 'A' und schieben Sie den Scharnierarm entweder nachschickt, oder rückwärts, bis die Tür dann vertikal ist, ziehen Sie Schraube 'A' fest.

Registrazione dell'angolo del portello. Allenti il 'A' della vite e faccia scorrere il braccio della cerniera o trasmette o indietro fino a che il portello non sia verticale allora stringa il 'A' della vite.

De hoek van de deur verstellen. Draai schroef 'A' los. Schuif de scharnierarm naar voren of naar achteren totdat de deur verticaal is. Draai vervolgens schroef 'A' aan.



**Finished**

**Concluido**

**Fini**

**Fertig**

**Finito**

**Voltooid**

**UK**

- **WARNING: DO NOT LEAVE YOUR CHILD UNATTENDED.** The safety of your child is your responsibility.
- **WARNING:** Always use the wall strap to prevent children tipping furniture over'
- Before use, ensure the product is on a stable, level surface.
- Do not allow children to climb on the product.
- Never use your product if any parts are broken or missing.
- Never pivot or drag your product. It must always be lifted by at least two people when being moved.
- Do not place your product in the near vicinity of open fires or other sources of strong heat, such as electric or gas fires.
- Always leave your product clean and dry. Wipe away any spillage straight away. Your product can be cleaned with a damp cloth. Never use abrasive, bleach or strong detergents.
- Check regularly that all fittings and screws are correctly tightened and are not damaged. Loose screws can pinch parts of the body and clothing resulting in the risk of strangulation.

**WALL STRAP INFORMATION**

- The wall strap is only intended to be used with the Mamas & Papas product that it is supplied with.
- Never attempt to modify or change the wall attachment strap in any way. Never use any other fittings for attaching the strap to your furniture than those supplied.
- Never use the screw provided to attach the strap to the wall. No wall attachment fittings are supplied. This is because the type of fittings required to attach the strap to the chosen wall is determined by the composition of the wall. If you are in any doubt about the correct type of fittings to use, consult a professional before attempting to attach the strap to the wall.
- The wall strap must not be used to replace any other fitting supplied with your piece of furniture.
- Furniture falling over is generally due to the surface the furniture is placed on. A warped floor or wall-to-wall carpeting will enable the furniture to rock, so greatly increasing the potential for the furniture to fall. If the furniture is placed on a flat level wood or tiled floor the risk is reduced, but we still recommend the wall strap is fitted.

# mamas & papas®

---

HD5 0RH, UK

---



[mamasandpapas.com](http://mamasandpapas.com)  
[mamasandpapas.ca](http://mamasandpapas.ca)  
[mamaspapas.kr](http://mamaspapas.kr)

---



**UK** T: +44 (0)345 268 2000  
**USA** T: 1-800-490-0331  
**CAN** T: 1-800-667-4111  
**AU** T: 1300-663-034

---



[/mamasandpapasuk](#)  
[/mamasandpapasusa](#)  
[/mamasandpapasaltaregion](#)  
[/mamasandpapasmagyarorszag](#)

---



[@mamasandpapas](#)

---



[/user/mamasandpapasglobal](#)

---



[mamasandpapasblog.com](http://mamasandpapasblog.com)

---



[/mamasandpapasuk](#)  
[/mamasandpapasus](#)

---

