


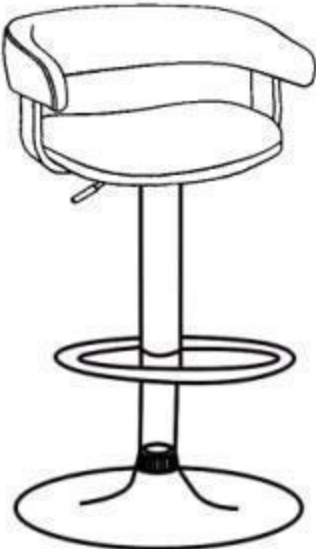


IMPORTANT, RETAIN FOR FUTURE REFERENCE AND READ CAREFULLY. ASSEMBLY AND OPERATING INSTRUCTIONS FOR BAR STOOL

ITEM NAME: BARSTOOL		ITEM NO. 43207/43217	
<div>20 Mins</div> <div>APPROXIAMATE ASSEMBLY TIME</div>	<div>  </div> <div>1 PERSON ASSEMBLY</div>	<div> <div>Floor Area 1m x 1m</div> <div>  </div> <div>Ceiling Heights 2m</div> </div> <div>REQUIRED ASSEMBLY SPACE</div>	
<div>REQUIRED ASSEMBLY TOOLS</div>		<div>   </div>	
<div>ASSEMBLED DIMENSIONS</div> <div>  </div>			
<div>MOUNTRSE</div>		<div>MOUNTROSE LIMITED, ALAN HOUSE, ASHTON ROAD, B REDBURY, STOCKPORT. SK6 2JN UNITED KINGDOM</div>	

DESCRIPTION

ITEM NAME. BAR STOOL
ITEM NO. 43207 / 43217

PARTS LIST & HARDWARES



A X 4 M6 X 16mm Bolt




B X 1 Gas lift



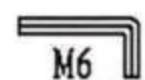
C x 1 Leg



D X 1 Base



E X 1 Seat

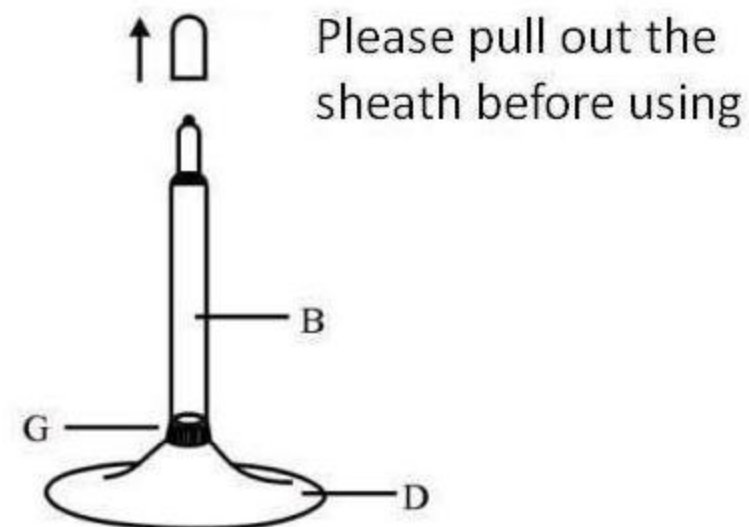


F X 1 Alley Key

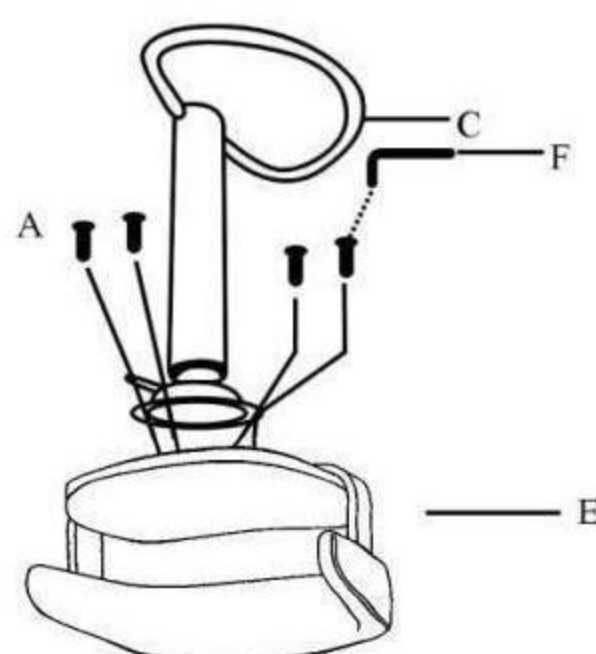


G X 1 Decor ring

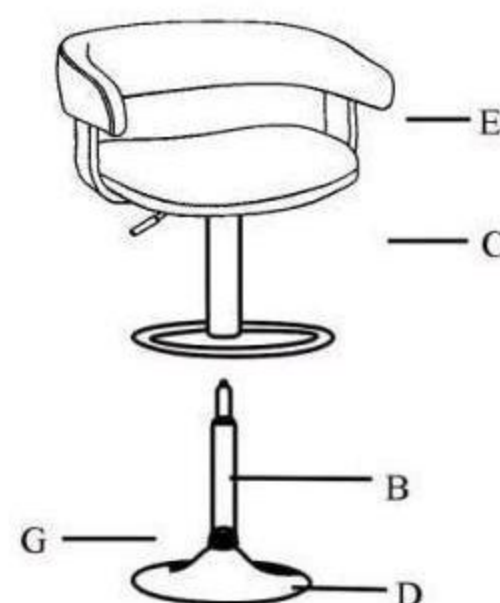
STEP 1



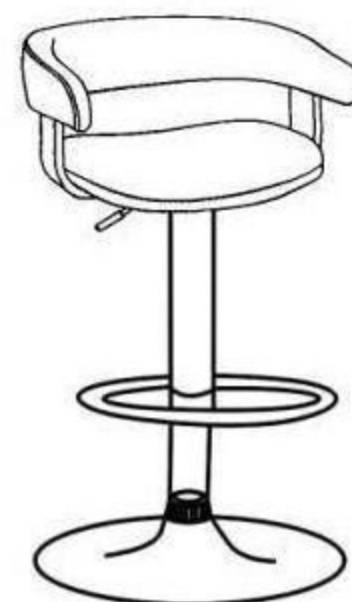
STEP 2





STEP 3



STEP 4



	Description ITEM NAME: BAR STOOL ITEM NO.: 43207/43217
<p><u>Top Tips before you start!</u></p> <ol style="list-style-type: none"> 1. Please check that all parts are present before you start the assembly of your furniture. 2. for ease and speed of assembly, we recommend that before you commence each step of the assembly, that you identify all the parts required for that step. 3. We recommend that, where possible, all items are assembled near to the area in which they will be placed in use, to avoid moving the product unnecessarily once assembled. 4. During assembly please take care not to over-tighten any fittings, as this may damage the product. <p><u>Care and Maintenance of your Furniture</u></p> <ol style="list-style-type: none"> 1. Please periodically check all fittings and re-tighten as necessary. 2. Please do not stand or jump on your furniture. 3. To clean your item, please use a damp cloth and wipe clean. 	
	MOUNTROSE LIMITED, ALAN HOUSE, ASHTON ROAD, BREDBURY, STOCKPORT. SK6 2QN UNITED KINGDOM