

READ CAREFULLY ASSEMBLY AND CARE

INSTRUCTIONS FOR ASHFORD 2 DRAWER BOOKCASE


DESCRIPTION

ITEM NAME: ASHFORD 2 DRAWER BOOKCASE

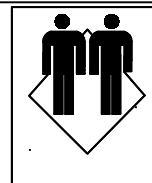
ITEM NO: 33267/33412

45 mins

APPROXIMATE ASSEMBLY TIME



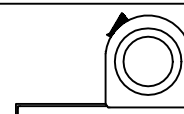
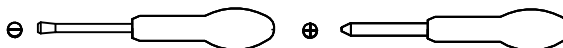
2 PERSONS ASSEMBLY



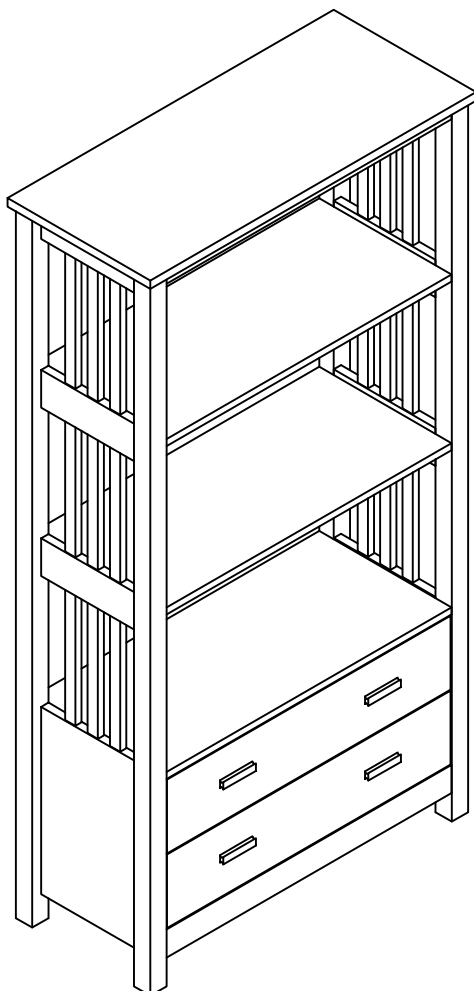
REQUIRED ASSEMBLY SPACE

Floor Area
1300*850mm

REQUIRED ASSEMBLY TOOLS



ASSEMBLED DIMENSIONS
W800*D350*H1530mm



"It is recommended to use a PVA glue bought from a reputable DIY store to secure the components when assembling the product"

MOUNTROSE

Thank you for purchasing your new Mountrose product.
If in the unlikely event you experience any problems with assembly or require any spare screws/fixings for this product.

DO NOT RETURN THIS ITEM!!!!

Please telephone the Mountrose Customer Helpline

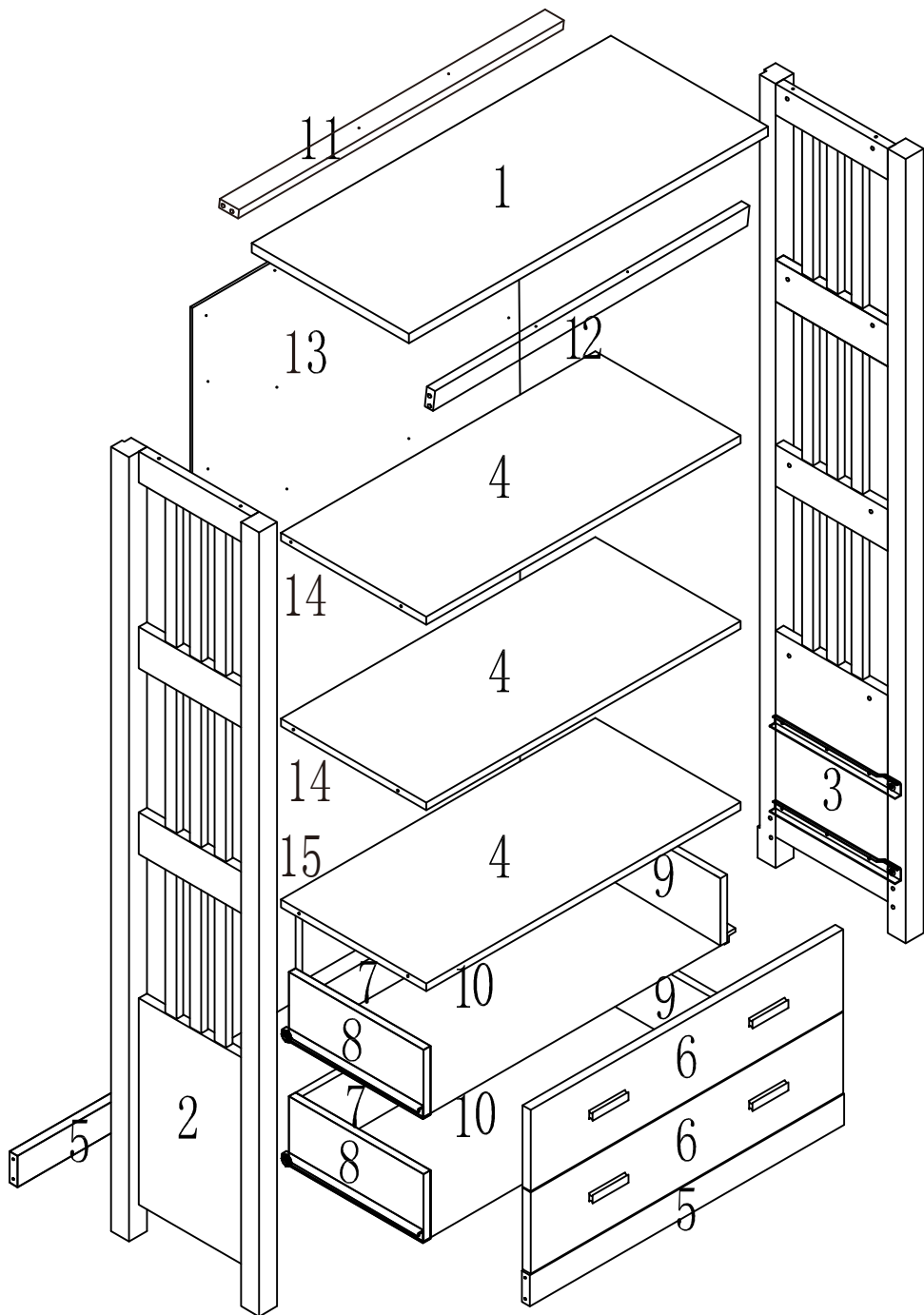
0161 406 5040
or email qc@mountrose.co.uk










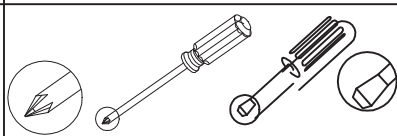
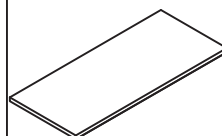
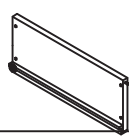
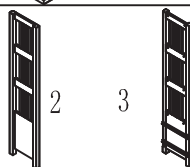
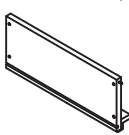
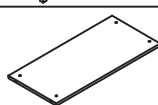
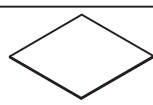
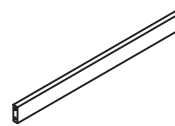


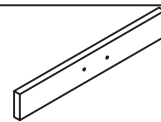




THIS DOES NOT AFFECT YOUR STATUTORY RIGHTS

MOUNTROSE

MOUNTROSE LIMITED, ALAN HOUSE, ASHTON ROAD, BREDBURY, STOCKPORT, SK6 2QN UNITED KINGDOM

<div> <div>MOUNTROSE</div> </div>	DESCRIPTION
	ITEM NAME: ASHFORD 2 DRAWER BOOKCASE
	ITEM NO: 33267/33412



MOUNTROSE				DESCRIPTION			
				ITEM NAME: ASHFORD 2 DRAWER BOOKCASE			
				ITEM NO: 33267/33412			
Hardware List							
Label	Picture	Description	QTY	Label	Picture	Description	QTY
A		Metal cams and dowels	20 pairs	F		Screw 3 * 12	16
B		Screw 3 * 25	20	G		Left/Right Slider Supporter	4
C		Handle	4	H		Left/Right Metal Slider	4
D		Handle Screw 4*22	8	I		Dowels 5.8 x30mm	14
E		Screw 2.2 * 12	39				
Tool List							
Label	Picture			Description			QTY
T-1				Screwdriver(not provided)			2
Parts List							
Label	Picture	Description	QTY	Label	Picture	Description	QTY
1		Top	1	8		Drawer Sides	2
2		Left & Right Hand Sides	2	9		Drawer Sides	2
3							
4		Shelf	3	10		Drawer Base	2
5		Front & Back Rail	2	11		Back Rail	1
				12		Front Rail	1
6		Drawer Front	2	13		Board Back-TOP	1
				14		Board Back-MIDDLE	2
7		Drawer Back	2	15		Board Back-LOW	1
MOUNTROSE				MOUNTROSE LIMITED, ALAN HOUSE, ASHTON ROAD, BREDBURY, STOCKPORT, SK6 2QN UNITED KINGDOM			

<div data-bbox="140 185 667 253" data-label="Page-Header"> MOUNTROSE </div>	<div data-bbox="831 159 991 197" data-label="Section-Header"> DESCRIPTION </div> <div data-bbox="831 217 1246 244" data-label="Text"> ITEM NAME: ASHFORD 2 DRAWER BOOKCASE </div> <div data-bbox="831 277 1067 304" data-label="Text"> ITEM NO: 33267/33412 </div>
<div data-bbox="185 344 625 383" data-label="Section-Header"> Top Tips before you start! </div> <div data-bbox="185 405 1382 976" data-label="List-Group"> <ol style="list-style-type: none"> 1. Please check that all parts are present before you start the assembly of your furniture, as once assembled, the furniture is exempt from our home approval policy. 2. For ease and speed of assembly, we recommend that before you commence each step of the assembly, that you identify all the parts required for that step. 3. For larger items, please ensure that you have sufficient space and people (as indicated on page 1) to assemble your product safely. 4. We recommend that, where possible, all items are assembled near to the area in which they will be placed in use, to avoid moving the product unnecessarily once assembled. 5. For the protection of your furniture, particularly items of high gloss finish, we recommend that the product is placed on a protected surface during assembly to prevent any damage. 6. During assembly please take care not to over-tighten any fittings, as this may damage the product. <div data-bbox="180 985 855 1023" data-label="Section-Header"> Care and Maintenance of your Furniture </div> <div data-bbox="180 1039 529 1075" data-label="Section-Header"> General for Cabinets </div> <div data-bbox="180 1090 1331 1305" data-label="List-Group"> <ul style="list-style-type: none"> • Please periodically check all fittings and re-tighten as necessary. • To clean your item, please use a damp cloth and wipe clean. • Never allow any kind of liquid to remain on your furniture. Absorption can cause wood to warp or finishes to de-laminate. • Please do not place hot items (e.g .hot drinks) directly on to the wood surface. • Please do not drag and pull your furniture. <div data-bbox="828 1581 1460 1966" data-label="Complex-Block"> <div data-bbox="927 1597 1358 1650" data-label="Image"> </div> <div data-bbox="869 1695 1417 1751" data-label="Text"> <p>Thank you for purchasing your new Mountrose product. If in the unlikely event you experience any problems with assembly or require any spare screws/fixings for this product.</p> </div> <div data-bbox="911 1776 1375 1807" data-label="Text"> <p>DO NOT RETURN THIS ITEM!!!!</p> </div> <div data-bbox="968 1821 1318 1841" data-label="Text"> <p>Please telephone the Mountrose Customer Helpline</p> </div> <div data-bbox="1038 1848 1246 1895" data-label="Text"> <p>0161 406 5040 or email qc@mountrose.co.uk</p> </div> <div data-bbox="949 1910 1337 1930" data-label="Text"> <p>THIS DOES NOT AFFECT YOUR STATUTORY RIGHTS</p> </div> </div> </div></div>	
<div data-bbox="124 2002 651 2069" data-label="Page-Footer"> MOUNTROSE </div>	<div data-bbox="694 2029 1423 2056" data-label="Page-Footer"> MOUNTROSE LIMITED, ALAN HOUSE, ASHTON ROAD, BREDBURY, STOCKPORT, SK6 2QN UNITED KINGDOM </div>





DESCRIPTION

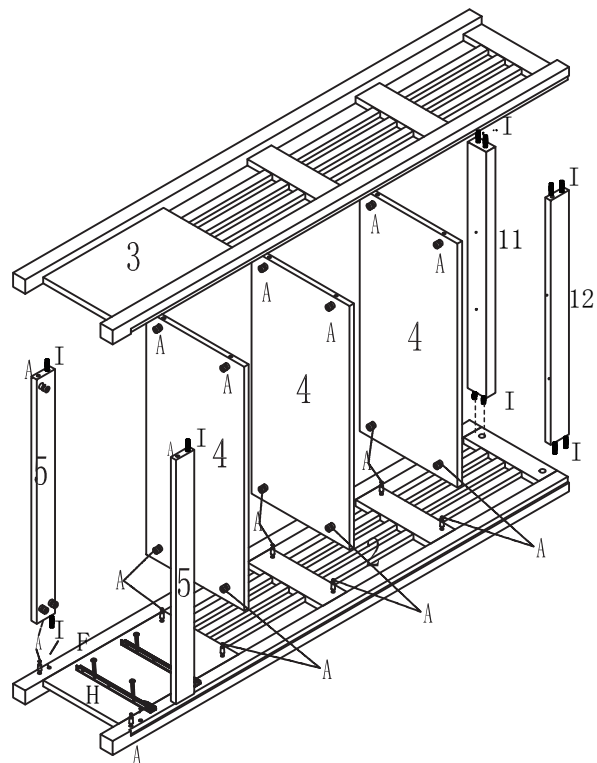
ITEM NAME: ASHFORD 2 DRAWER BOOKCASE

ITEM NO: 33267/33412




Assembly Steps

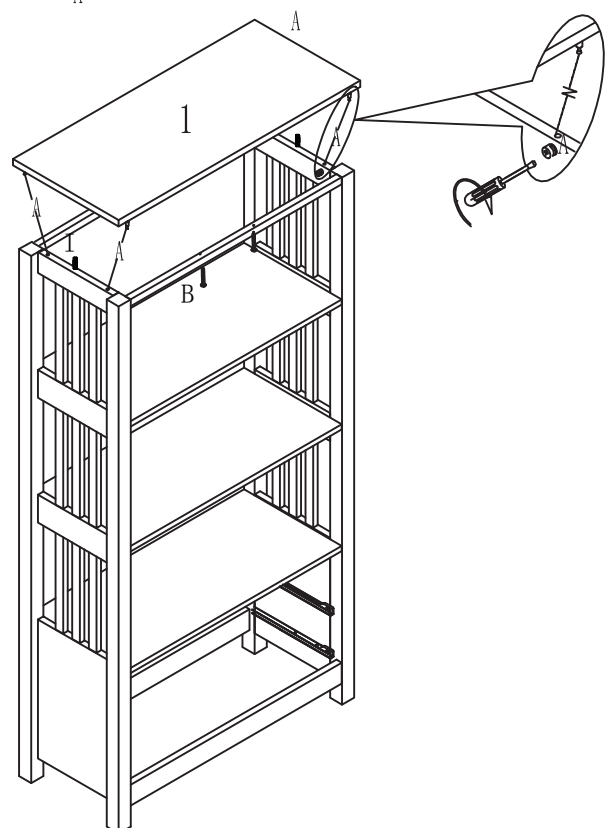
Step 1

Label	Picture	Description	QTY
A		Metal cams and dowels	16 pairs
F		Screw 3 * 12	8
H		Left/Right Metal Slider	4
I		Dowels 5.8 x 30mm	12



Step 2

Label	Picture	Description	QTY
A		Metal cams and dowels	4 pairs
I		Dowels 5.8 x 30mm	2
B		Screw 3 * 25	4




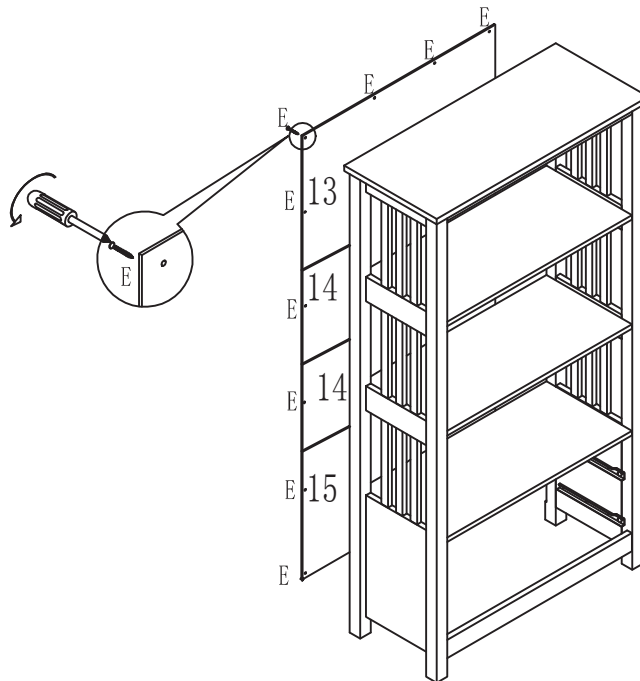
DESCRIPTION

ITEM NAME: ASHFORD 2 DRAWER BOOKCASE






ITEM NO: 33267/33412

Step 3

Label	Picture	Description	QTY
E		Screw 2.5*12	39



Step 4

Label	Picture	Description	QTY
B		Screw 3*25	16
C		Handle	4
D		Handle Screw 4*22	8
F		Screw 3*12	8
G		Left/Right Slider Supporter	4

