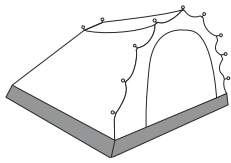
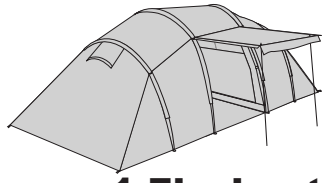


601/7358

# Pro.Action 6 Man Tent



**x2 Inners**




**x1 Flysheet**


**A** x2 Black fiberglass poles with **Black** code



**B** x2 Black fiberglass poles with **Grey** code



**C** x2 Awning Pole



**D** x1 Groundsheet



**E** x2 Plastic Cap



**F** x26 Pegs



**A** Ensure zips are closed before pitching

**B**

**C** Ensure toggle color match "O" hook color.

**D**

## ! Tips and Guideline

- It would be useful to ask someone to help you.
- Make sure that the ground is as level as possible and is free from stones and sharp objects as these can puncture the groundsheet.
- Ensure zips are closed before pitching.
- Take note of the order you unpack the contents of the tent bag and the way the tent is folded. This will help in the repacking.
- In case of damage to any of the tent poles we have included spare poles and connectors.
- Tents are prone to internal condensation when the air inside is warmer than outside, avoid this by keeping the tent wall ventilated.

Argos Help line:  
0345 640 0800  
ADDRESS: 489-499 Avebury  
Boulevard, Milton Keynes MK92NW