



IMPORTANT SAFETY INFORMATION



This symbol indicates that there are important operating and maintenance instructions in the literature accompanying this unit.

CAUTION: TO REDUCE THE RISK OF ELECTRIC SHOCK DO NOT REMOVE COVER (OR BACK)



This symbol indicates that dangerous voltage constituting the risk of electric shock is present in this unit.



CAUTION CLASS 1 LASER PRODUCT

Use of contents or adjustments of performance of procedures other than those specified Herein may result in hazardous radiation exposure.

LASER SAFETY

This unit employs a laser, only qualified service personnel should attempt repair.

DANGER: Invisible laser radiation when open and interlock failed or defeated avoid direct exposure to beam.

CAUTION: hazardous laser radiation when open and interlock defeated.

Read these instructions.

Do not use this apparatus near water.

Keep these instructions.

Clean only with a slightly damp cloth.

Heed all warnings

Do no block and ventilation openings.

Follow all instructions.

Install in accordance with the manufacturer's instructions.

Do not install or operate near any heat sources such as radiators, stoves or other apparatus that produce heat.

Unplug this apparatus during lightning storms or when unused for long periods of time.

Refer all servicing to qualified service personnel. Servicing is required when the apparatus has been damaged in any way, such as the power supply cord or plug is damaged, liquid has been spilled or objects have fallen into the apparatus, the apparatus has been exposed to rain or moisture, does not operate normally or has been dropped.

WARNING: To reduce the risk of fire or electric shock, do not expose this product to rain or moisture. The product must not be exposed to dripping and splashing and no object filled with liquids such as a vase of flowers should be placed on the product.

No naked flame sources such as candles should be placed on the product.

CAUTION: Changes or modifications not expressly approved by the manufacturers could void the user's authority to operate this device.

CAUTION: Usage of controls or adjustments or performance of procedures other than those specified herein may result in hazardous exposure.

SAFETY INFORMATION CONTINUED

IMPORTANT: This equipment generates, uses and can radiate radio frequency energy and, if not installed and used in accordance with the instructions, may cause harmful interference to radio communication. However, this is no guarantee that interference will not occur in a particular installation. If this equipment does cause harmful interference to radio or television reception, which can be determined by turning the equipment off and on, the user is encouraged to try to correct the interference by one of the following measures:

- Reorient or relocate the receiving antenna
- Increase the separation between the equipment and receiver
- Consult the dealer or an experienced radio/TV technician for help.

CONTENTS

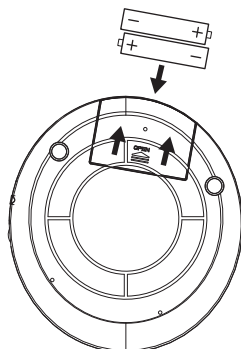
The carton should contain:

- 1 x Personal CD player
- 1 x Headphones
- 1 x Operating manual

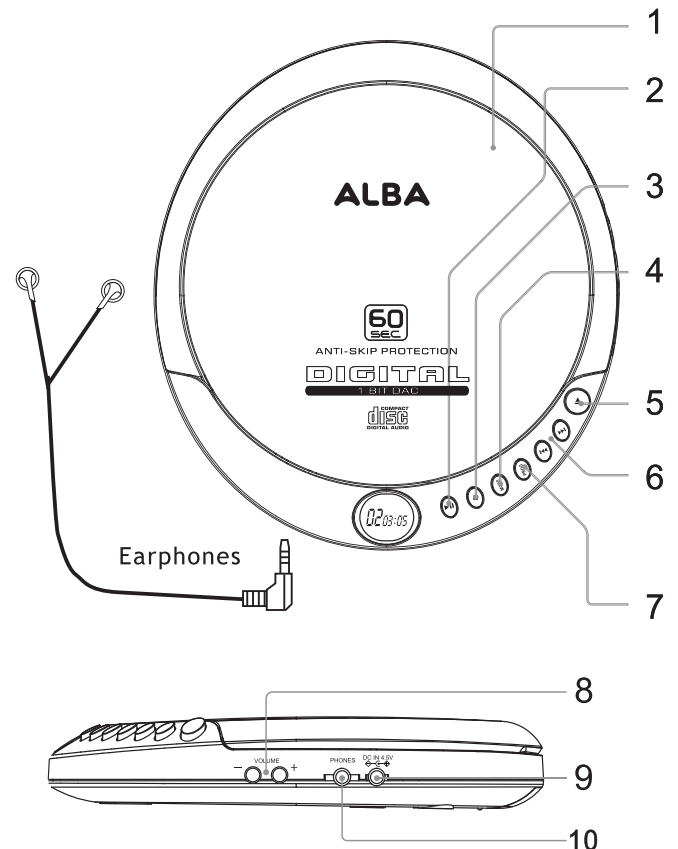
If any items are missing or damaged, contact your nearest Argos store for a replacement. Have your receipt ready when you call. Retain the packaging. If you dispose of it, do so having regards to any recycling regulations in your area.

BATTERY INSTALLATION

1. Slide off the battery cover as shown by the 2 arrows in the diagram (it is hinged so it will not remove completely).
2. Insert 2 x AA batteries as shown. Take care to match the + & - polarity markings.
3. Replace the battery cover.



Parts and Controls



- | | |
|---|--|
| <p>1 CD DOOR</p> <p>2 PLAY/PAUSE
Press to play or pause a loaded CD.</p> <p>3 STOP/OFF
Press to stop a CD during play. In stop mode, press to power off the CD player.</p> <p>4 MODE
Press to repeat a single track or an entire CD, play tracks in a random order, or play the CD in intro mode.</p> <p>5 OPEN
Press to open the CD DOOR.</p> | <p>6 SKIP/SEARCH
Press to skip between tracks on a loaded CD. Press and hold to search an individual track on a loaded CD.</p> <p>7 PROG
Press to program a loaded CD to play tracks in a specified order.</p> <p>8 VOLUME
Press to adjust the volume.</p> <p>9 DC POWER INPUT</p> <p>10 STEREO EARPHONE JACK</p> |
|---|--|

Features

- CD player: CD, CD-R
- 60 second anti-skip protection
- Digital volume control
- LCD display
- Low battery indicator
- DC power: requires 2, AA size, batteries (not included)
- DC power input: requires an AC/DC power adapter (not included)

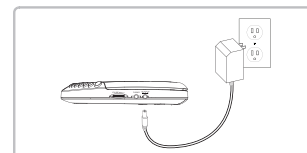
Includes

- One set of stereo earbuds

Setup

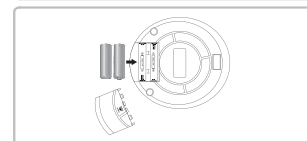
Power

Requires an AC/DC power adapter (not included).
External adaptor(not included)Output: 4.5V --- ,600mA



Battery Power

Requires 2, AA size, batteries (not included)



Operations

Note: This unit is not compatible with MP3 CDs.

Loading a CD

1. Press the **OPEN** button to open the CD DOOR.
2. Load a CD into the player, label side up.
3. Close the CD DOOR.

Playing a CD

1. Follow the instructions for [Loading a CD](#).
2. Press the **PLAY/PAUSE** button to begin playing the loaded CD.

Programming a CD

1. Follow the instructions for [Loading a CD](#) and [Playing a CD](#).
2. Press the **STOP** button to stop the CD during play.
3. Press the **PROG** button. "01" will begin to blink on the DISPLAY.
4. Press the **SKIP/SEARCH** buttons to select the track you wish to program.
5. Press the **PROG** button to save the selected track to the program.
6. Repeat steps 4 and 5 to program up to 20 tracks to play in the order they are programmed.
7. Press the **PLAY/PAUSE** button to begin playing the programmed tracks.

ALBA

Your Alba Guarantee

This product is guaranteed for twelve months from the date of original purchase. Any defect that arises due to faulty materials or workmanship will be repaired free of charge (or if applicable the product will be replaced or the purchase price refunded) where possible during this period by the dealer from who your purchased the unit.

The guarantee is subject to the following provisions:

- The guarantee does not cover accidental damage, misuse, cabinet parts, knobs or consumable items.
- The product must be correctly installed and operated in accordance with the instructions contained in the manual.
- It must be used solely for domestic purposes. The guarantee will be rendered invalid if the product is re-sold or has been damaged by inexpert repair.
- Specifications are subject to change without notice.
- Alba disclaim any liability for loss or damage arising from the breakdown of the product.
- This guarantee is in addition to and does not diminish your statutory or legal rights.

Guarantor: Argos Limited - 489 - 499 Aveybury Blvd. - Milton Keynes - MK9 2NW