

HOMEDICS®

✓ Register your product today at
www.homedicsgroup.com/register

Luxury Nail Care Footspa



Instruction Manual

FS-100PKA-GB

2 year
guarantee

**READ ALL INSTRUCTIONS BEFORE USE.
SAVE THESE INSTRUCTIONS FOR FUTURE REFERENCE.**

IMPORTANT SAFEGUARDS:

WHEN USING ELECTRICAL PRODUCTS, ESPECIALLY WHEN CHILDREN ARE PRESENT, BASIC SAFETY PRECAUTIONS SHOULD ALWAYS BE FOLLOWED, INCLUDING THE FOLLOWING:

- ALWAYS unplug the appliance from the electrical outlet immediately after using and before cleaning. To disconnect, turn all controls to the 'OFF' position, then remove plug from outlet.
- NEVER leave an appliance unattended when plugged in. Unplug from the mains outlet when not in use and before putting on or taking off parts or attachments.
- This appliance can be used by children aged from 8 years and above and persons with reduced physical, sensory or mental capabilities or lack of experience and knowledge if they have been given supervision or instruction concerning use of the appliance in a safe way and understand the hazards involved. Children shall not play with the appliance. Cleaning and user maintenance shall not be made by children without supervision.
- DO NOT reach for an appliance that has fallen in water or other liquids. Switch off at the mains and unplug it immediately.
- NEVER insert pins or other metallic fasteners into the appliance.
- Use this appliance for the intended use as described in this booklet. DO NOT use attachments not recommended by HoMedics.
- NEVER operate the appliance if it has a damaged cord or plug, if it is not working properly, if it has been dropped or damaged, or dropped into water. Return it to the HoMedics Service Centre for examination and repair.
- Keep cord away from heated surfaces.
- Excessive use could lead to the product's excessive heating and shorter life. Should this occur, discontinue use and allow the unit to cool before operating.
- NEVER drop or insert any object into any opening.
- DO NOT operate where aerosol (spray) products are being used or where oxygen is being administered.
- DO NOT operate under a blanket or pillow. Excessive heating can occur and cause fire, electrocution or injury to persons.
- DO NOT carry this appliance by the cord or use cord as a handle.
- DO NOT use outdoors.
- This product requires a 220-240 V AC power.
- DO NOT attempt to repair the appliance. There are no user serviceable parts. For service, send to a HoMedics Service Centre. All servicing of this appliance must be performed by authorised HoMedics service personnel only.
- Never block the air openings of the appliance or place it on a soft surface, such as a bed or couch. Keep air openings free of lint, hair etc.
- Do not place or store appliance where it can fall or be pulled into a bath or sink. Do not place in or drop into water or other liquid.

SAFETY CAUTIONS :

PLEASE READ THIS SECTION CAREFULLY BEFORE USING THE APPLIANCE.

- If you have any concerns regarding your health, consult a doctor before using this appliance.
- Individuals with pacemakers and pregnant women should consult a doctor before using this appliance.
Not recommended for use by Diabetics
- DO NOT use on an infant, invalid or on a sleeping or unconscious person. DO NOT use on insensitive skin or on a person with poor blood circulation.
- This appliance should NEVER be used by any individual suffering from any physical ailment that would limit the user's capacity to operate the controls or who has sensory deficiencies in the lower half of their body.
- If you feel any discomfort whilst using this appliance, discontinue use and consult your doctor.
- This is a non-professional appliance, designed for personal use and intended to provide a soothing massage to worn muscles. DO NOT use as a substitute for medical attention.
- DO NOT use before going to bed. The massage has a stimulating effect and can delay sleep.
- Care should be taken when using heated surfaces. If the product feels excessively hot, switch off at mains and contact the HoMedics Service Centre.
- Do not attempt to plug or unplug unit while feet are in the water.
- DO NOT use this unit for longer than 30 minutes at a time. Extensive use could cause excessive evaporation of the water, and / or cause the product to overheat. Should this occur, discontinue use and allow the unit to cool before operating.
- If you experience pain in a muscle or joint for a prolonged period of time, discontinue use and consult your doctor. Persistent pain could be a symptom of a more serious condition.
- Never use any foot spa on open wounds, discolored areas, or any area of the body that is swollen, burned, inflamed or where skin eruptions or sores are present.
- Use of this product should be pleasant and comfortable. Should pain or discomfort result, discontinue use and consult your GP.
- Ensure that your hands are dry when operating the controls or removing the plug.
- This product should NEVER be used by any individual suffering from any ailments that would limit the user's capacity to operate the controls.

CAUTION:


Do not fill water over the fill line. The fill line is marked on the inside of the product:

MAX.

NOTE:

- To avoid injury and irreparable damage, always remain seated when using this footspa.
Never stand on or in the unit.
- NEVER use the bubble function without water. It is ok to use the vibration function without water as a dry massager.

WEEE explanation

 This marking indicates that this product should not be disposed with other household wastes throughout the EU. To prevent possible harm to the environment or human health from uncontrolled waste disposal, recycle it responsibly to promote the sustainable reuse of material resources. To return your used device, please use the return and collection systems or contact the retailer where the product was purchased. They can take this product for environmental safe recycling.

PRODUCT FEATURES

Spacious design: Comfortably fits up to size 12/47 foot

Splash guard

Bubble Spa: Enjoy a soothing and rejuvenating bubble massager

Keep Warm: Helps to maintain water temperature for longer. This is automatically activated when the Bubble function is switched on.

Luxury nail care kit



Ergonomically angled base for superior comfort

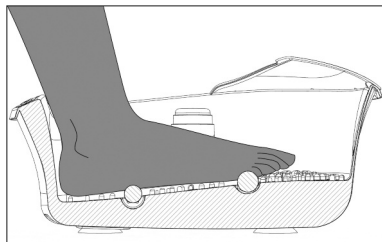


Fig. 2

Pouring spout for easy water disposal

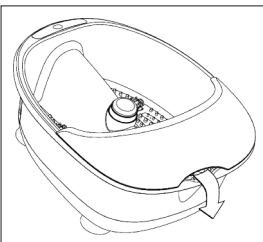
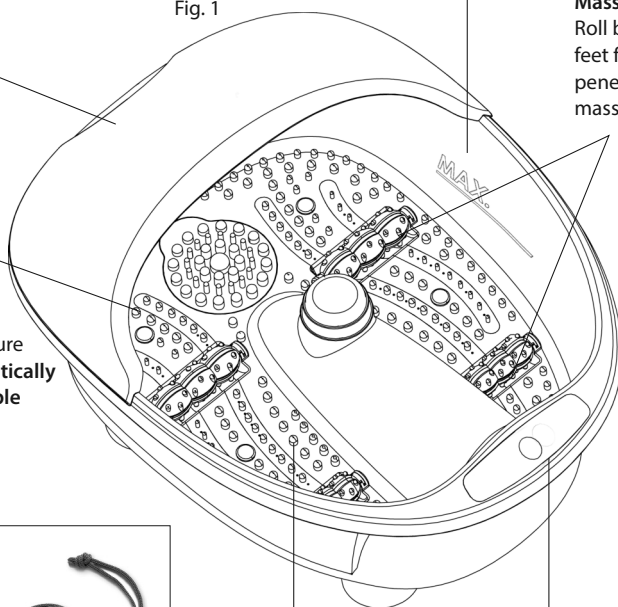


Fig. 3

Max. fill line

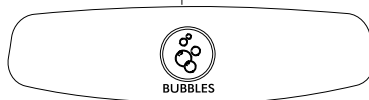
Massage rollers x4: Roll beneath your feet for a deep penetrating foot massage

Fig. 1



Acu-nodes: stimulate the acupressure points on the sole of the foot.

Touch controls



2 x interchangeable pumice stones.

Coarse: for exfoliation.
Smooth: for polishing skin.

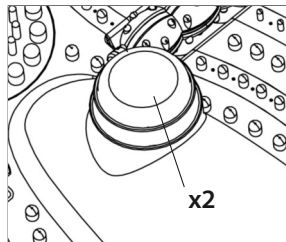



Fig. 4

INSTRUCTIONS FOR USE

1. Ensure that the unit is unplugged before filling with water. Fill with warm water to the MAX fill line located on the inside of the tub.

NOTE: Heat will only help to maintain the temperature of water placed inside the footspa. It will not heat cold water. For a warm water massage, fill the unit with warm water.

2. Place the unit on the floor in front of a chair. It is recommended to place the product on a towel.
3. Plug the unit into a 220-240 AC power supply.
4. Sit down and place your feet in the spa.
5. To operate the unit:

to activate Bubble Massage + Keep Warm, press  BUBBLES

N.B. The keep warm function is automatically activated when the bubbles are switched on. The bubble massage + keep warm must only be used with water.

6. Enjoy a deep massage by sliding feet back and forth over the stimulating nodes and rollers on the footspa floor.
7. Move your foot over the exfoliating pumice stone to smooth the skin. To change between the pumice stone and the massager, simply lift the attachment and replace.
8. To turn off, press the buttons again to deactivate.
9. To empty: First, unplug the unit. Tip the unit, allowing water to pour out along the drain spout (see fig.3). DO NOT pour water over the control panel.

Luxury nail care kit includes:

- Nail brush
- Cuticle scissors
- Nail cleaner/cuticle pusher
- 2 x bamboo cuticle pushers
- Emery board
- 2 x toe separators
- Storage bag

MAINTENANCE:

Cleaning

Unplug the appliance and allow to cool before cleaning. Clean only with a soft, slightly damp sponge.

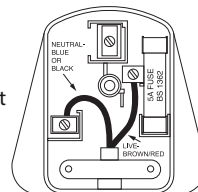
- Do not immerse in any liquid to clean.
- Never use abrasive cleaners, brushes, glass / furniture polish, paint thinner etc to clean.

Storage

Place the appliance in its box or in a safe, dry, cool place. To avoid breakage, DO NOT wrap the power cord around the appliance. DO NOT hang the unit by the cord.

Plug (MODEL FS-100PKA-GB)

If the plug on this appliance is damaged, it can be replaced with a BS 1363 plug, fitted with a 5A BS 1362 fuse. Only use a 5amp fuse with this appliance. Care must be taken when changing the plug. If in doubt, contact a qualified electrician.







HOMEDICS®

CE

IB-FS100PKA-GB-0915-01