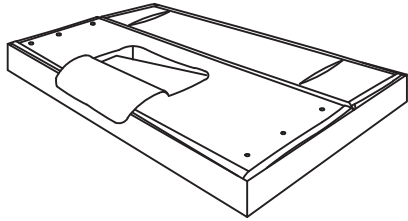


Components




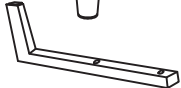



PATSY CLIC CLAC SOFABED


Simple Assembly Instructions – Please keep for future reference

3337574 3305403
3594692 3578704
3325270 3656073

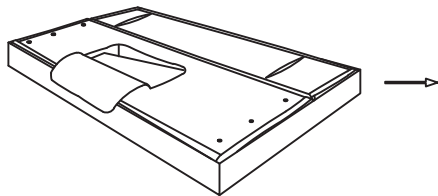
Fittings


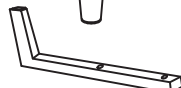



HARDWARE LIST:

A:		2PCS
B:		2PCS
C:		4PCS
D:		4PCS
E:		1PC



Open bottom packing



A:		2PCS
B:		2PCS
C:		4PCS
D:		4PCS
E:		1PC

Important – Please read these instructions fully before starting assembly

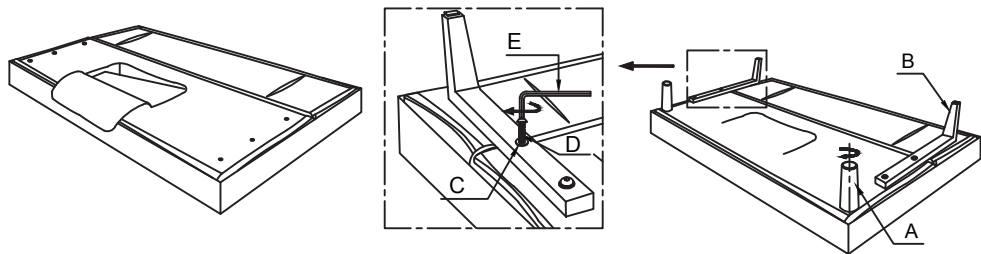
If you need help or have damaged or missing parts, call the **Customer Helpline: 0345 640 0800**

1. Read these instructions carefully and familiarise yourself with the procedure before assembling the unit.
2. Check that you have all the component parts following the list on the back cover and familiarise yourself with each part before proceeding.
3. Take all the fittings out of the plastic bag and separate them into their groups.
4. Ensure you have enough space to lay out all the parts before assembly.
5. To avoid scratching it is recommended that you assemble the unit on a soft level surface.

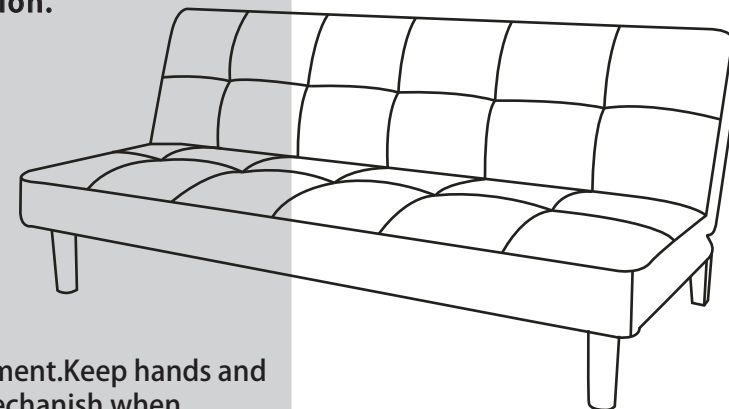
Assembly Instructions

Assembly Instructions

Fitting the Sofabed



Carefully place the unit in the desired location.



CAUTION:

- Beware of entrapment. Keep hands and fingers clear of mechanism when operating the controls.
- Ensure that children or pets are not playing or lying in the way when the mechanism is operated.
- Prevent children from playing on the furniture or with the controls.

Function Display

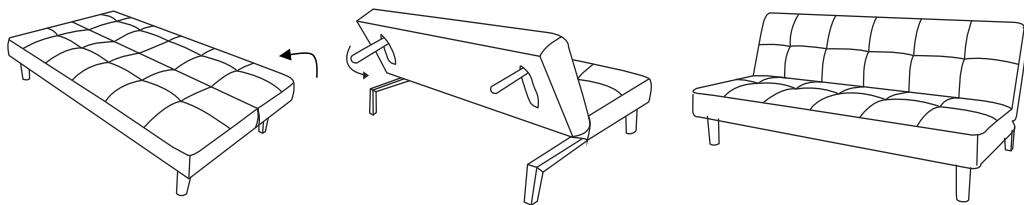


fig.1.




fig.2.

Care and Maintenance

Safety

To avoid any risk of suffocation to animals or children dispose of the plastic bags immediately.

Cleaning

As with all surfaces clean with a damp cloth and mild detergent, do not use bleach or abrasive products.

Fitting

From time to time please ensure there are no loose screws on the product.

If you need help or have damaged or missing parts, call the Customer Helpline:

0345 640 0800

489-499 Avebury Boulevard Milton Keynes MK9 2NW, Argos Limited