

Atlas - Shelf Pack


Assembly Instructions - Please keep for future reference

173/6665

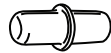
Components

If you have damaged or missing components, call the
Customer Helpline: 08456 400800 quoting the reference
numbers below

Please check you have all the components listed below



Shelf (D2402A)
(483 x 468mm) x 3



Shelf stud (F110) x 12

These assembly instructions show the shelves being fitted into a single robe.

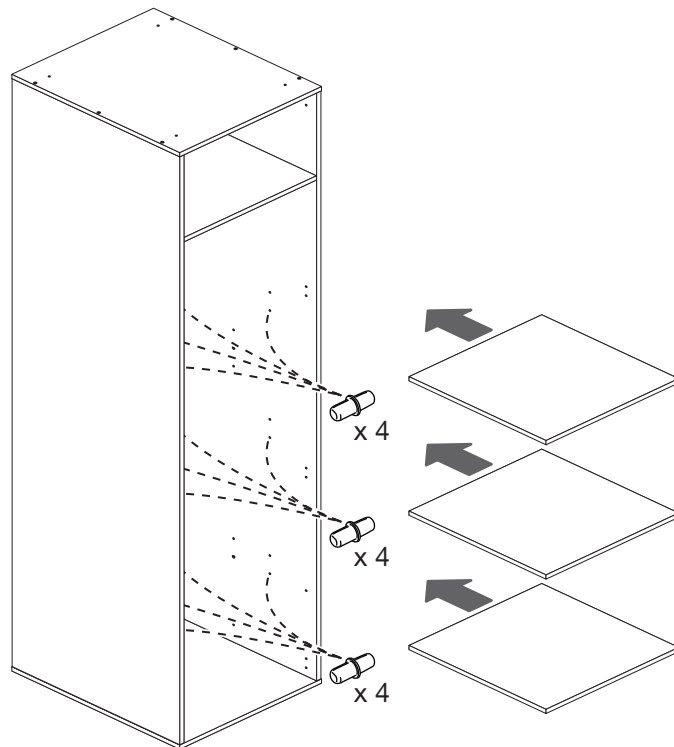
They can also be fitted into the narrow section of the triple robe.

Step 1

Fit the shelves

For each of the 3 shelves, insert 4 shelf studs at the required height.

Lower the 3 shelves down onto the shelf studs and push them to the back of the robe.



**MADE IN
BRITAIN**

If you need help or have damaged or missing parts, call the Customer Helpline: 08456 400800