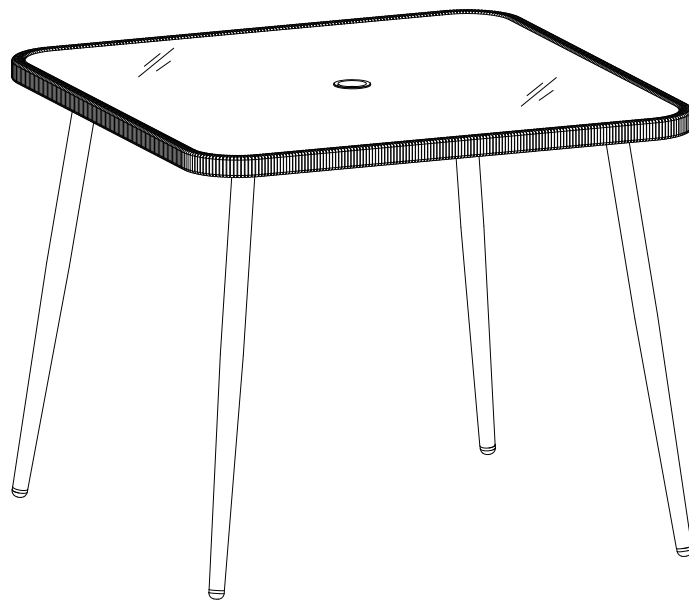



Pesaro 4 Seater Dining Set-Table



Spare Parts

 www.argos-support.co.uk

 Help@ClickSpares.co.uk

 0370 112 1928

Customer Support

 0345 640 2020



Safety and Care Advice

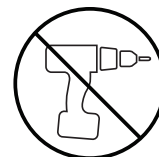
Product Details

3637803

IMPORTANT, RETAIN FOR FUTURE REFERENCE: READ CAREFULLY.

- Keep children and animals away from the work area, small parts could choke if swallowed.
- Make sure you have enough space to layout the parts before starting.
- This product has been constructed to be used in the domestic environment only and not for commercial purposes.

- Assemble the item as close to its final position (in the same room) as possible.
- Assemble on a soft level surface to avoid damaging the unit or your floor.



- We do not recommend the use of power drill/drivers for inserting screws as this could damage the unit. Only use hand screwdrivers.
- Parts of the assembly will be easier with 2 people.
- Dispose of all packaging carefully and responsibly.

Care and maintenance

- During assembly do not lay the glass directly onto hard or rough surfaces. We recommend laying the glass on a blanket or cardboard during assembly. You could even use the box.

- When lifting or moving the product, ask for someone to lend a hand, trying to move a product on your own can lead to accidents.

- Do not place very hot or very cold items, such as saucepans or barbecues, directly on the glass surface. Extreme temperature differences over small areas can damage glass.

- Do not use furniture if any parts are missing or broken. Contact your retailer immediately.

- Do not drag rough or heavy objects over the top of the glass.

- Do not strike the glass with hard or pointed items, or use the glass as a chopping surface.

- We recommend using place mats, coasters and table cloths to help protect against scratches and accidentally dropped items.

- Clean the glass regularly to make sure there are no grit on the top.

- Do not clean glass with washing powders or any other substances containing abrasives, since these substances can scratch glass.

- For tables that can be used outdoors, if your table has a parasol, make sure the edge of the parasol cut-out has a protector in place. In addition always use a weighted parasol base, and remove the parasol in windy conditions. Parasols can put pressure on the table top or even blow the table over in windy weather.

- For tables that can be used outdoors it is advised that the table is kept covered when not in use to protect the glass from the weather and accidental damage.

- Do not sit or stand upon the glass surface.

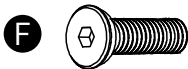
Additional Guidance

- Assemble all parts and bolts loosely during assembly, only once the product is complete should you fully tighten the bolts.
- Regularly check and ensure that all bolts and fittings are tightened properly.
- The unit weight approximately 17.5 kgs.
- Do not fully tighten all screws until assembly is completed.
- Make sure the assemble will be easier with 2 people.
- This product is compliant BS EN581-1; BS EN581-3.

Habitat, Argos Limited and Sainsbury's Supermarkets Ltd, London EC1N 2HT, UK. [Argos \(N.I.\) Ltd](#) and Sainsbury's (NI) Ltd. Forestside Shopping Centre, Upper Galwally, Belfast, BT8 6FX, UK

Fittings (Shown to scale)

Bag 1



15mm Screw x 12



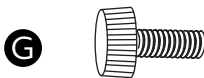
Washer x 12



Screw cap x 12

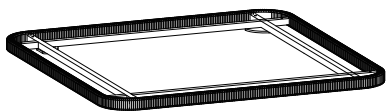


Allen key x 1

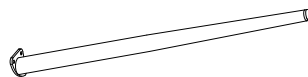


Adjustable Screw Foot Cap x4
(assembled)

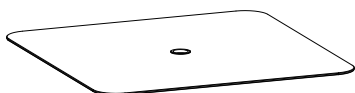
Components



6 Table Top Frame
(900x900x35mm)

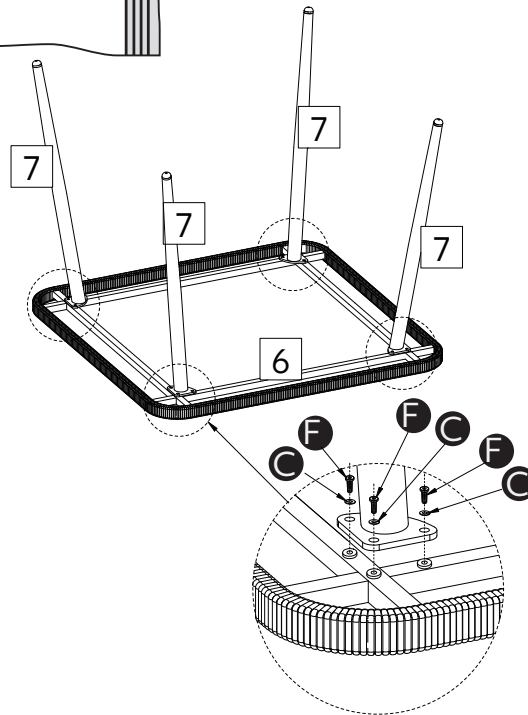
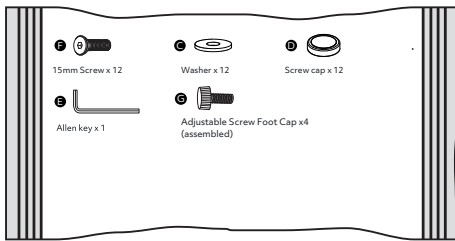


7 Table Leg (x4)
(Diam38x700mm)



8 Table Glass
(862x862x6mm)

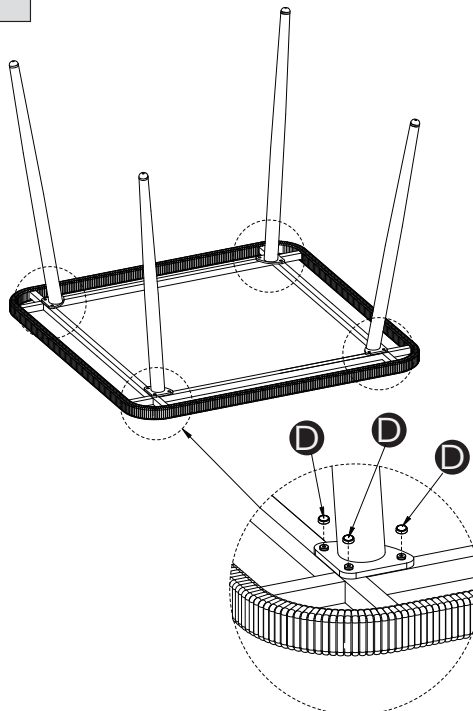
1



Repeat
x4

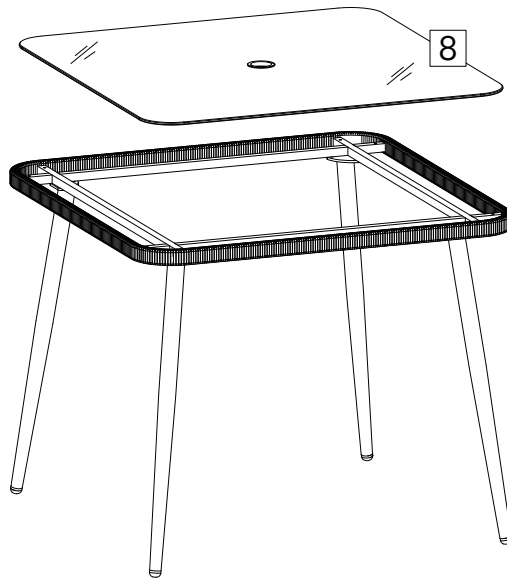
NOTE: During assembly do not lay the glass directly onto hard or rough surfaces. We recommend laying the glass on a blanket or cardboard during assembly. You could even use the box.

2



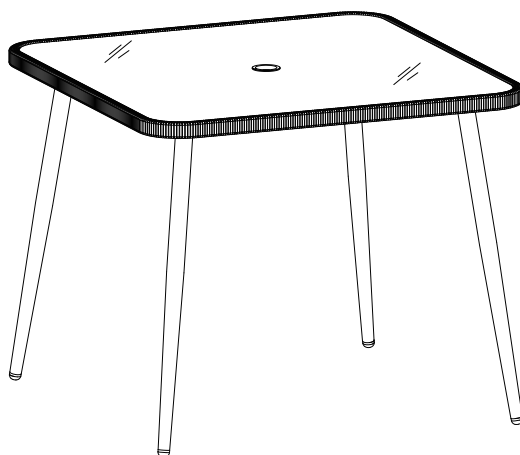
Repeat
x4

3



NOTE: Be careful and do not scratch the glass top during the assembling.

4



Assembly is completed.