

dyson supersonic

User guide



HD01

IMPORTANT SAFETY INSTRUCTIONS

BEFORE USING THIS
APPLIANCE READ ALL
INSTRUCTIONS AND
CAUTIONARY MARKINGS IN
YOUR USER GUIDE AND ON
THE APPLIANCE

When using an electrical
appliance, basic precautions
should always be followed,
including the following:



WARNING

THE APPLIANCE, FILTER
AND ATTACHMENTS
CONTAIN MAGNETS.

1. Keep away from pacemakers,
defibrillators, credit cards and
electronic storage media.



WARNING

THESE WARNINGS APPLY
TO THE APPLIANCE,
AND ALSO WHERE
APPLICABLE, TO ALL TOOLS,
ACCESSORIES, CHARGERS
OR MAINS ADAPTORS.

TO REDUCE THE RISK OF
FIRE, ELECTRIC SHOCK,
OR INJURY:

2. This Dyson appliance can be used by children aged from 8 years and above and persons with reduced physical, sensory or reasoning capabilities, or lack of experience and knowledge, only if they have been given supervision or instruction by a responsible person concerning use of the appliance in a safe way and understand the hazards involved. Cleaning and user maintenance shall not be made by children without supervision.
3. Do not allow to be used as a toy. Close attention is necessary when used by or near children. Children should be supervised to ensure that they do not play with the appliance.




4. **WARNING:** Do not use this appliance near bathtubs, showers, basins or other vessels containing water.
5. If the supply cable is damaged, it must be replaced or repaired by the manufacturer, its service agent or similarly qualified persons in order to avoid a hazard.
6. This appliance has a non-self resetting thermal cut-out safety device to prevent overheating.

If your appliance cuts out, unplug it from the mains supply socket and leave to cool.

7. **CAUTION:** In order to avoid a hazard due to inadvertent resetting of the thermal cut-out, this appliance must not be supplied through an external switching device, such as a timer, or connected to a circuit that is regularly switched on and off by the utility company, or plugged into any socket where the electrical supply is unstable or likely to be turned off.
8. When the appliance is used in a bathroom, unplug it after use since the proximity of water presents a hazard even when the appliance is switched off. For additional protection when the appliance is used in a bathroom, it is recommended that a Residual Current Device (RCD), with a residual operating current not exceeding 30 mA is installed in the electrical circuit supplying the bathroom. Contact a qualified electrical installer for advice.
9. Do not use the appliance for any other purpose than drying hair.
10. Do not handle any part of the plug or appliance with wet hands.

11. Do not unplug by pulling on the cable. To unplug, grasp the plug, not the cable. The use of an extension cable is not recommended.
12. Do not stretch the cable or place the cable under strain. Keep the cable away from heated surfaces and do not wrap the cable around the appliance.
13. Do not use any lubricants, cleaning agents, polishes or air fresheners on any part of the appliance.
14. Contact the Dyson Helpline when a service or repair is required. Do not disassemble the appliance as incorrect reassembly may result in an electric shock or fire.
15. If the appliance is not working as it should, if it has received a sharp blow, if it has been dropped, damaged, left outdoors, or dropped into water, do not use and contact the Dyson Helpline.



The air exit, metal ring, attachments and area shaded in red may be hot during use. Allow them to cool before handling.

Thank you for buying the Dyson Supersonic™ hair dryer

Activate your guarantee now

We don't stop caring about our machines
once they're yours.

Even after your guarantee has ended,
we'll still be on hand to help.

Free Dyson parts and labour

Hassle-free replacement

Expert advice. 7 days a week

'How to' videos and helpful tips

This machine is for household use and is not intended for business purposes.

Using this machine for professional or commercial purposes will invalidate the guarantee.

Your serial number can be found on the rating plate located on the cable label, towards the plug. Note your serial number for future reference on the back page of your User guide.




This illustration is for example purposes only.

In the box


Dyson Supersonic™
hair dryer




Smoothing nozzle



Styling concentrator



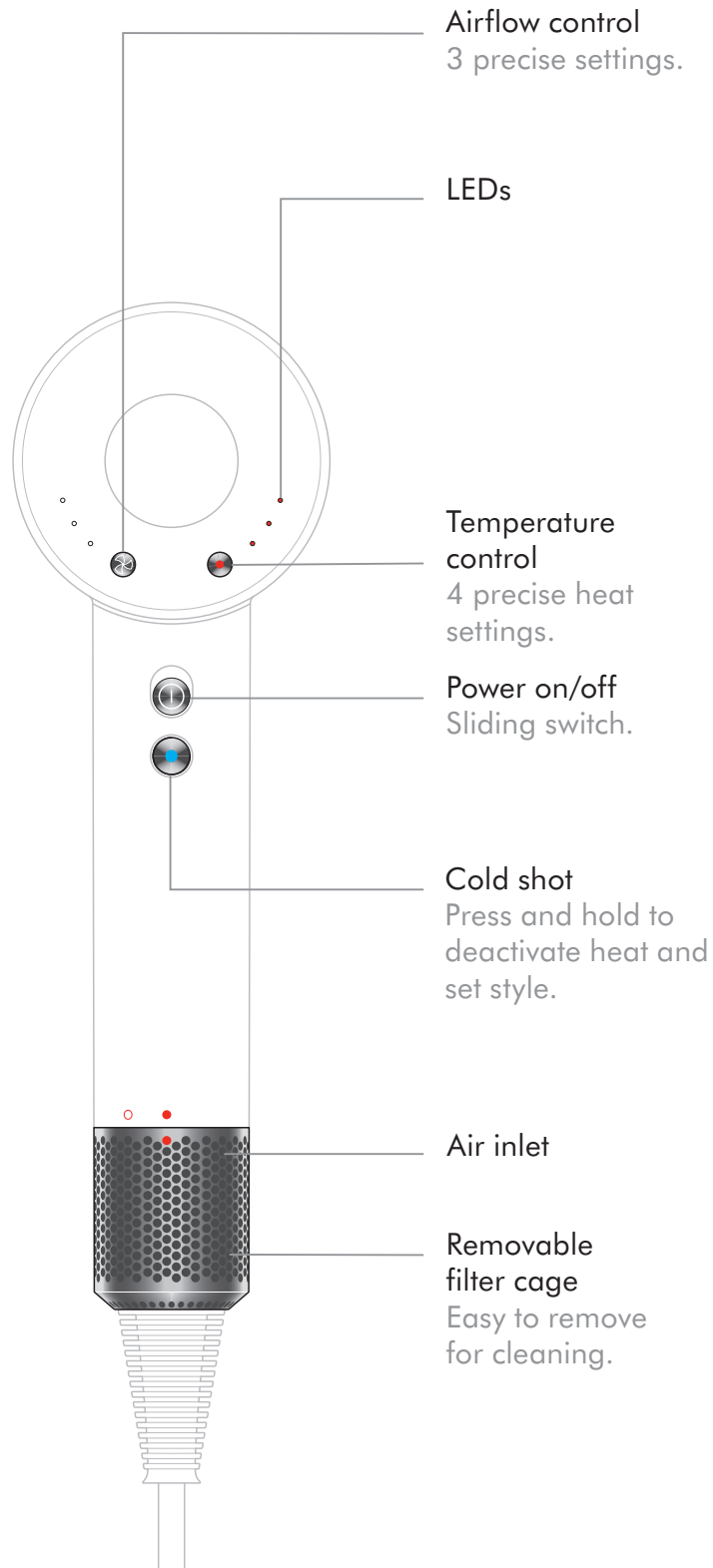
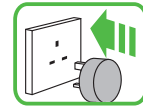
Non-slip mat



Diffuser



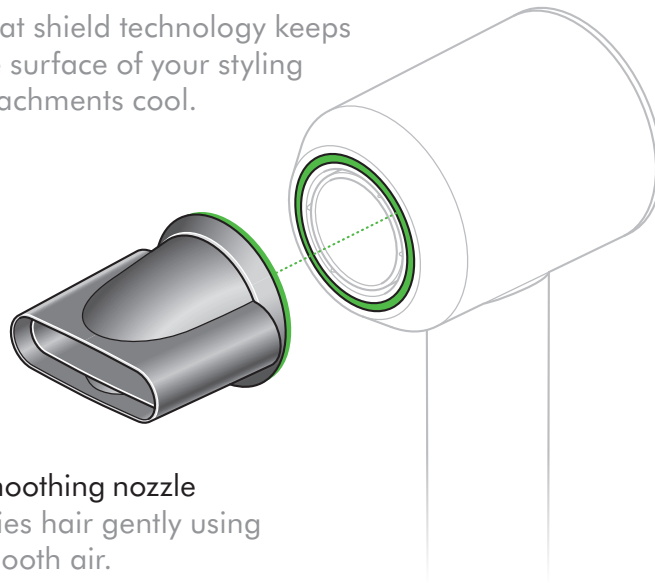
Functions



Attachments

Your Dyson Supersonic™ hair dryer has magnetic styling attachments, for easy fitting and rotation during styling.

Heat shield technology keeps the surface of your styling attachments cool.




Smoothing nozzle
Dries hair gently using smooth air.

Diffuser
Diffused, even airflow to help define curls and reduce frizz. Recommended for use on the low temperature and flow settings.



Styling concentrator
Fast, precise airflow for controlled styling, one section at a time.



LEDs



Settings

The LED lights indicate which settings you are using.

Flow

- ● ● Fast
- ● Medium
- Gentle

Temperature

- ● ● High
- ● Medium
- Low
- No red LED ○ Cool

Maximum operating temperature in normal working conditions: 105°C.

Maximum thermistor temperature at safety shut down: 145°C.

Diagnostics

The LEDs will flash continuously to let you know that your machine needs attention.



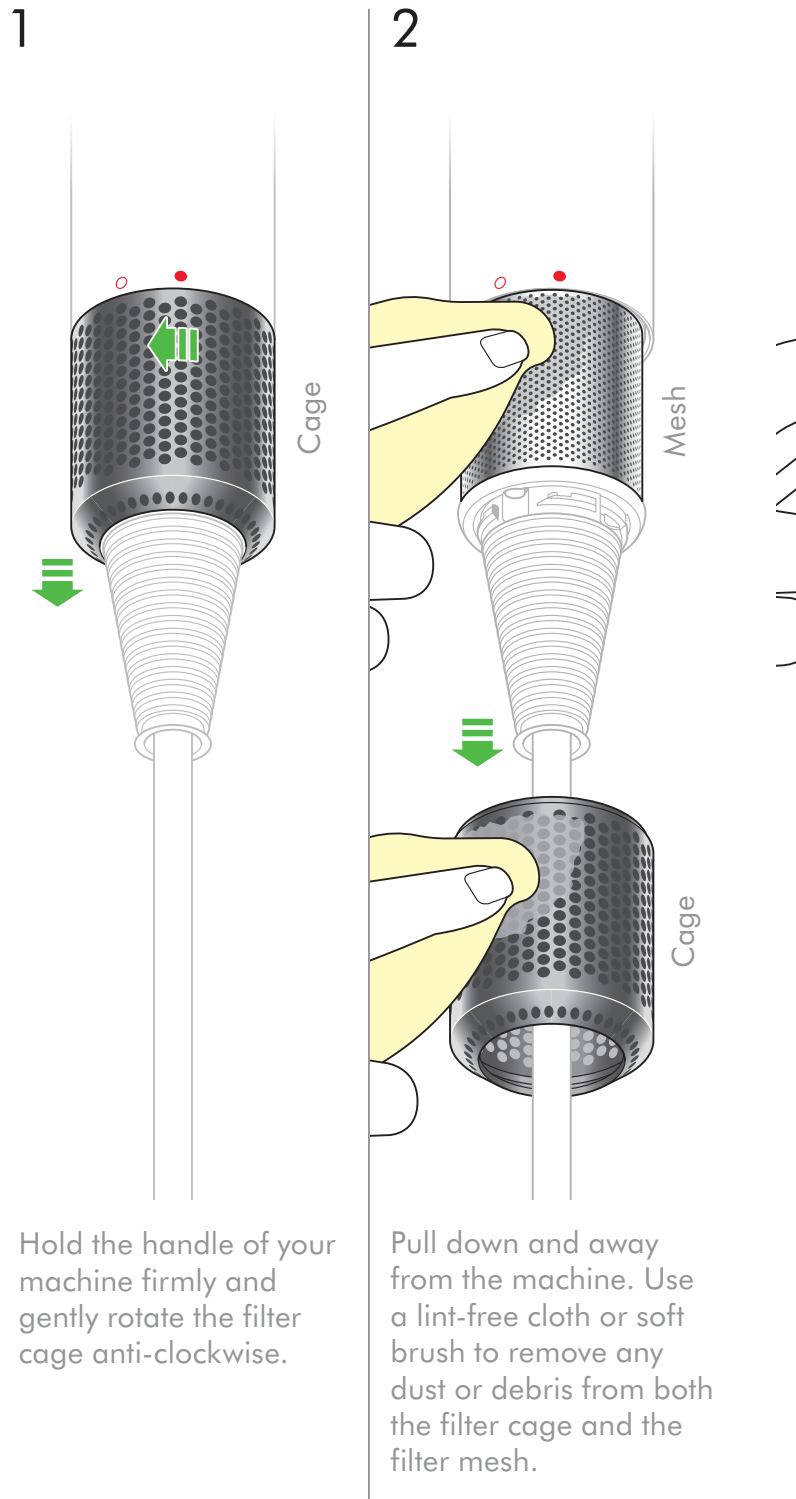
Clean the filter. See the Cleaning section for details.




Contact the Dyson Helpline.

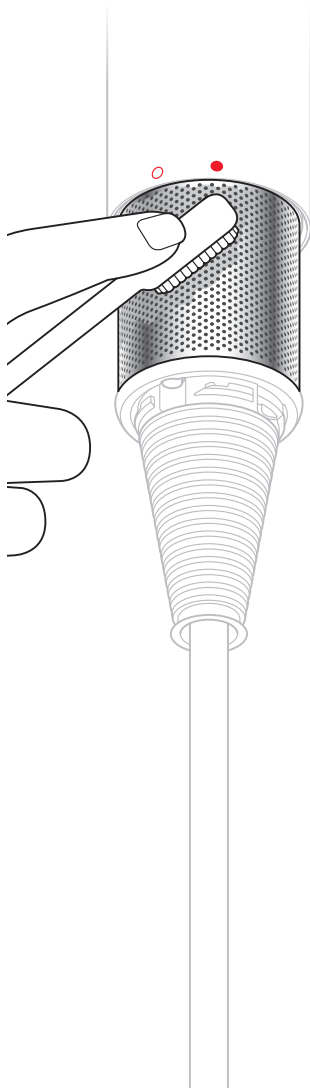
Cleaning

Unplug your machine from the mains electricity supply before cleaning your filter.



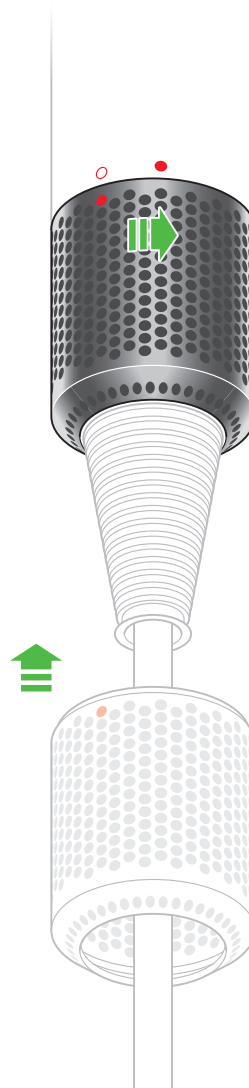


3



Do not use water to clean the filter.
Do not apply too much pressure to the filter mesh.

4



Rotate the filter cage back into position, ensuring the correct alignment.

Rotate clockwise to lock before use.

USING YOUR DYSON MACHINE

PLEASE READ THE 'IMPORTANT SAFETY INSTRUCTIONS' IN YOUR DYSON USER GUIDE BEFORE PROCEEDING.

LOOKING AFTER YOUR DYSON MACHINE

- Do not carry out any maintenance or repair work other than that shown in your Dyson User guide, or advised by the Dyson Helpline.
- Always disconnect the plug from the mains socket before inspecting for problems. If the machine will not operate, first check the mains socket has an electricity supply and that the plug is properly inserted into the socket.

DISPOSAL INFORMATION

- Dyson products are made from high grade recyclable materials. Recycle where possible.
- This marking indicates that this product should not be disposed with other household wastes throughout the EU. To prevent possible harm to the environment or human health from uncontrolled waste disposal, recycle it responsibly to promote the sustainable reuse of material resources. To return your used device, please use the return and collection systems or contact the retailer where the product was purchased. They can take this product for environmentally safe recycling.



DYSON CUSTOMER CARE

THANK YOU FOR CHOOSING TO BUY A DYSON MACHINE

After registering your 2 year guarantee, your Dyson machine will be covered for parts and labour for 2 years from the date of purchase, subject to the terms of the guarantee.

If you have any queries regarding your Dyson machine, visit www.dyson.co.uk/support (UK) or www.dyson.ie/support (ROI) support for online help, general tips and useful information about Dyson.

Alternatively, you can call the Dyson Helpline with your serial number and details of where and when you bought the machine.

Your serial number can be found on the rating plate located on the cable label, towards the plug. Note your serial number for future reference on the back page of your User guide.

If your Dyson machine needs to be repaired, call the Dyson Helpline so we can discuss the available options. If your Dyson machine is under guarantee, and the repair is covered, it will be repaired at no cost.

PLEASE REGISTER AS A DYSON MACHINE OWNER

To help us ensure you receive a prompt and efficient service, please register as a Dyson machine owner. There are three ways to do this:

- Online at www.dyson.co.uk/register (UK) or www.dyson.ie/register (ROI).
- Telephone the Dyson Helpline on 0800 298 0298 (UK) or 01 475 7109 (ROI).
- Complete the enclosed form and post it to us. This will confirm ownership of your Dyson machine in the event of an insurance loss, and enable us to contact you if necessary.

LIMITED 2 YEAR GUARANTEE

TERMS AND CONDITIONS OF THE DYSON 2 YEAR LIMITED GUARANTEE

WHAT IS COVERED

- The repair or replacement of your Dyson machine (at Dyson's discretion) if it is found to be defective due to faulty materials, workmanship or function within 2 years of purchase or delivery (if any part is no longer available or out of manufacture, Dyson will replace it with a functional replacement part).
- Where this machine is sold outside of the EU, this guarantee will only be valid if the machine is used in the country in which it was sold.
- Where this machine is sold within the EU, this guarantee will only be valid (i) if the machine is used in the country in which it was sold or (ii) if the machine is used in Austria, Belgium, France, Germany, Ireland, Italy, Netherlands, Spain or the United Kingdom and the same model as this machine is sold at the same voltage rating in the relevant country.

WHAT IS NOT COVERED

Dyson does not guarantee the repair or replacement of a product where a defect is the result of:

- Damage caused by not carrying out the recommended machine maintenance.

- Accidental damage, faults caused by negligent use or care, misuse, neglect, carelessness or operation or handling of the machine which is not in accordance with the Dyson User guide.
- Use of the machine for anything other than as a hair dryer.
- Use of the machine for professional or commercial purposes.
- Use of parts not assembled or installed in accordance with the instructions of Dyson.
- Use of parts and accessories which are not genuine Dyson components.
- Faulty installation (except where installed by Dyson).
- Repairs or alterations carried out by parties other than Dyson or its authorised agents.
- Normal wear and tear (e.g. fuse etc.).
If you are in any doubt as to what is covered by your guarantee, please contact the Dyson Helpline.

SUMMARY OF COVER


- The guarantee becomes effective from the date of purchase (or the date of delivery if this is later).
- You must provide proof of (both the original and any subsequent) delivery/purchase before any work can be carried out on your Dyson machine. Without this proof, any work carried out will be chargeable. Keep your receipt or delivery note.
- All work will be carried out by Dyson or its authorised agents.
- Any parts which are replaced by Dyson will become the property of Dyson.
- The repair or replacement of your Dyson machine under guarantee will not extend the period of guarantee.
- The guarantee provides benefits which are additional to and do not affect your statutory rights as a consumer.

IMPORTANT DATA PROTECTION INFORMATION

WHEN REGISTERING YOUR DYSON APPLIANCE:

- You will need to provide us with basic contact information to register your product and enable us to support your guarantee.

- When you register, you will have the opportunity to choose whether you would like to receive communications from us. If you opt-in to communications from Dyson, we will send you details of special offers and news of our latest innovations.
- We never sell your information to third parties and only use information that you share with us as defined by our privacy policies which are available on our website at privacy.dyson.com



JN.98722 PN.306639-02-04 12.02.19