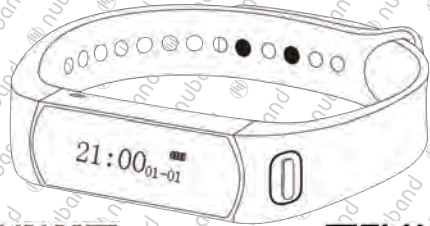


 nuband
Evolve



NUBAND EVOLVE APP



Model: NU-G0011

www.nutechdesign.com



FCC Statement

This equipment has been tested and found to comply with the limits for a Class B digital device, pursuant to Part 15 of the FCC Rules. These limits are designed to provide reasonable protection against harmful interference in a residential installation. This equipment generates uses and can radiate radio frequency energy and, if not installed and used in accordance with the instructions, may cause harmful interference to radio communications. However, there is no guarantee that interference will not occur in a particular installation. If this equipment does cause harmful interference to radio or television reception, which can be determined by turning the equipment off and on, the user is encouraged to try to correct the interference by one or more of the following measures:

- Reorient or relocate the receiving antenna.
- Increase the separation between the equipment and receiver.
- Connect the equipment into an outlet on a circuit different from that to which the receiver is connected.
- Consult the dealer or an experienced radio/TV technician for help.

This device complies with part 15 of the FCC Rules. Operation is subject to the following two conditions:

- (1) This device may not cause harmful interference.
- (2) This device must accept any interference received, including interference that may cause undesired operation.

Changes or modifications not expressly approved by the party responsible for compliance could void the user's authority to operate the equipment.



GETTING TO KNOW YOUR NUBAND EVOLVE

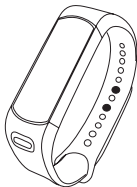
- Nuband Evolve activity trackers help you improve your health by counting steps and calories burned, and letting you set exercise goals to improve your standard of fitness.
- Nuband Evolve also has a sleep monitor, that when activated monitors movement patterns during your sleep cycle to get an understanding of standard of rest.

IN THIS PACK

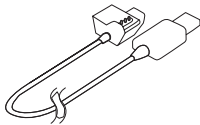
- Nuband Evolve Tracker
- Cycling Ankle Extension Band
- USB Charge Cradle



Extension Band





Nuband Evolve



USB Charge Cable

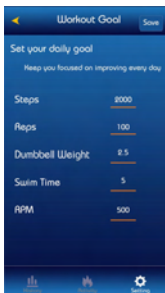
GETTING STARTED

- When opening product make sure band is charged via USB charge cradle for 2 hours. When plugged in you will see a () symbol appear to show charging.
- Once complete unplug and pressing the button band will allow you to scroll through the various functions to get a general feel of the user interface.
- Go to google play store or apple app store and search free "NubandEvolve" App
- Download to your device
- Go to phone or tablet and switch bluetooth on.
- Open Nuband Evolve App > Setting > Profiles
- This allows you to set your key information: Height, Weight, Age, Gender
- You can change cm to feet and inches, miles to km by pressing imperial or metric in settings screen.
- Once complete press save.



SETTING YOUR WORKOUT GOALS

- Now go to setting > Workout goals and open
- You now have multiple workout options depending on which key exercise type you wish to participate in.
- Click over goal and a scroll option will open in order to lower or raise your chosen goal.
- Once complete press save.



PAIRING YOUR NUBAND EVOLVE TO THE APP

- Go to the activity screen of your Nuband Evolve App
- Press the button Nuband Evolve to light the screen (This sends a wireless receiver)
- Immediately press sync button on App



You will now receive following message:

Bluetooth Connecting

Connection Successful

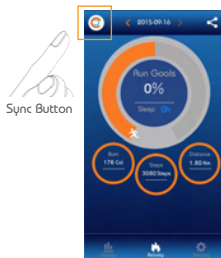
Synchronising

Synchronisation Complete

Bluetooth Disconnect

Important Note:

The band disconnects at the end in order to preserve battery life of phone and Nuband.




REMINDER SETTINGS

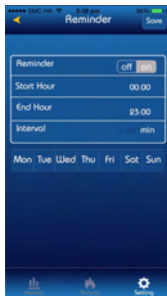
This is a special alarm that can be activated to remind you to stay active. You can set the alarm from between 15 minutes and 2 hours and it will gently vibrate to prompt you to get up and get moving.

Simply go to: Setting > Reminder Alarm

Click on times you wish the alarm to be active to and from and also the interval frequency of the alarm. Press Save and then sync your Nuband Evolve. You are now set.



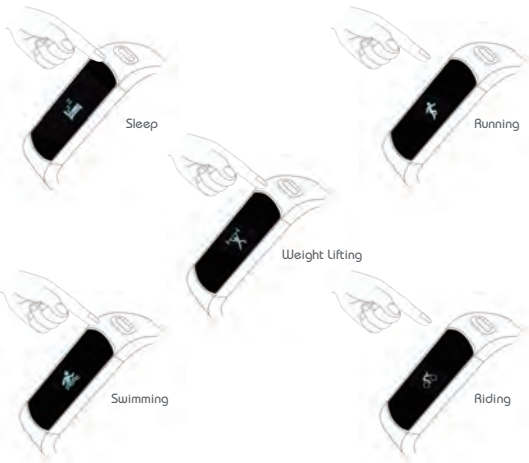
Setting Screen



Reminder Screen

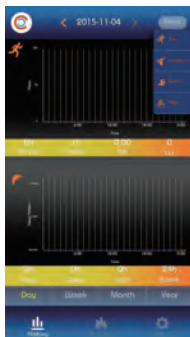
CHANGING MODE ON BAND

In order to change between active and sleep, simple double click button on your Nuband Evolve to go to various sports mode simple repeat.




CHANGING SPORT MODE ON APP

- In order to change different sports modes, click on History tab press mode to select of your required activity.




Sport Activity

1. Run

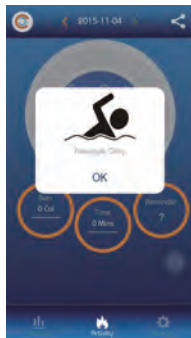


2. Ride



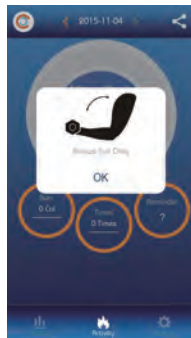
3. Swimming

Freestyle only



4. Weight lifting

Biceps Curl only



Remarks:

1. Please select your sport activity on band to get your sport activity data.
2. Once finished of weight lifting, swimming or ride sport activity, please change back to run mode. It will not calculate equally.
3. Note: when wearing Nuband Evolve in water please do not depress the button as this will break water seal! After swimming please dry with a towel before use.

SMART ALARM


Smart alarm is a simple alarm clock feature that when set will gently wake you with a soft vibration.

To activate go to: Setting > Smart Alarm

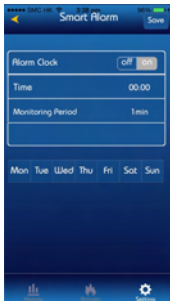
Press > On to activate and set time by clicking on time and using scroll to set.

Monitoring period is a snooze function that will buzz every selected interval until switched off.

Press save and now synchronize to your Nuband Evolve.



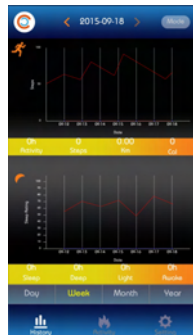
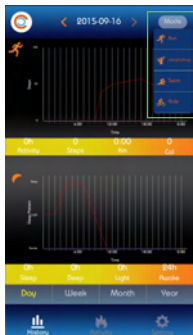
Setting Screen



Smart Alarm Screen

RECORDING YOUR DATA

- Once Nuband Evolve is paired you can back up your data with Nuband Evolve App.
- Click on history tab and you can view your daily, weekly, monthly and yearly exercise and sleep pattern.
- To view different sports simply click mode button and select sport.



TRACK YOUR ACTIVITY & SLEEP

ACTIVITY MODE

Activity mode illustrates 6 kinds of data these are:

 Time / date / battery life remaining

1. Ride Mode:



 Pedal count

 Pedal counts per min (not showed in APP)

 Calories

 Percentage of daily goal achieved

2. Weight Lifting Mode:

 Lifting

 Lifting count

 Calories

 Percentage of daily goal achieved

Remark: Biceps Curl Only

3. Running / Walking Mode:



Running / Walking



Distance in km / miles



Calories



Percentage of daily goal achieved

4. Swimming Mode:



Swimming



Swimming Time



Calories



Percentage of daily goal achieved

Remark: freestyle Only

5. Sleep Mode:



Sleeping

6. Bluetooth Connecting





Sync to App to check your daily activity or simply review on Nuband's screen with the touch of a button.



SLEEP MODE

Sleep mode is activated by clicking button twice on activity mode, the bracelet will vibrate and  will appear.

Place your Nuband Evolve into Sleep Mode when you are ready for bed.



1. In Activity mode, click the button twice to activate Sleep mode, Nuband Evolve will vibrate gently and  logo will appear.
2. In Sleep mode, you can still check the time. Simply click the  and will appear.
3. Nuband Evolve will automatically set to activity mode once you are walking around over 15 minutes.
4. In order to track you sleep, simply sync Nuband Evolve to the App and data on previous night's sleep will appear. The data can be stored in and backed up in the app for multiple year.

Note:

- If you forget to change mode on Nuban after waking up, it will automatically switch to sport mode after being active for over 15 minutes, up to each user's activity.
- Long press the button for 5 seconds,  / , on / off.
- Double click activates both Sleep and / or Activity modes
- Nuband only saves 3 days of data, you need to synchronize the app at least once every 3 days.

TECHNICAL SPECIFICATION

FEATURES

1. Nuband Evolve Multi-Sport Activity and sleep tracker.
2. Offer healthy sports guides.
3. Track your sleep and wake up silently with a vibrating alarm 
4. Remind's you to exercise when you've been inactive for longer periods  by vibrating twice.
5. Pushes you to achieve your desired daily goals.
6. Bluetooth 4.0 sync with all the info is collected and stored in real time.
7. 3 Hour charge time lasts 5-7 days.
8. Water resistant - IPX7.



FEATURES

- **BT 4.0 compatible with IOS 8.0 & Android 4.4 version and above**
- **Apple IOS Devices (IOS 8.0 version and above)**
iPhone 5 / 5S / 5C / 6 / 6 Plus, iPod touch 5 / 6, iPad Mini 2 / 3 / 4, iPad Air, iPad Air 2.
- **Selected Android devices with minimum of Android 4.4.**
Samsung Galaxy S4 / S5 / S6, Samsung Note 3 / 4 / 5 or other smartphone
Please check phone manufacturer for further details.

POWER AND BATTERY

- 5 to 7 days of battery life.
- About 2 to 3 hours to fully charge.
- Built - in rechargeable Li-on polymer battery.
- Included USB to micro USB cable for charging 5v.
- 550m A Max 2.5W (included).

NUBAND EVOLVE BRACELET

- **SIZE:** Screen 38x14mm / Band: 14mm
- **Weight:** 18.5g
- **Screen:** OLED
- **Storage data:** Sport data can be synchronized on the Nuband Evolve app and stored indefinitely
- **Accessories:** USB charging and instruction
- **Software:** Nuband Evolve ISO / Android





Nuband Evolve 12 month Warranty

Nuband prides ourselves in the quality of our products but every now and then there may be a bump in the road. We therefore guarantee our products for 12 months (1 year) against defects in materials and workmanship under normal use.

If a hardware defect occurs within the warranty period of 12 months Nuband will either replace defective part or provide a replacement product, providing proof of purchase is sent with the item.

A replacement product or part assumes the remaining warranty of the original product or 12 months from the date of replacement or repair, whichever is longer.

When a product is exchanged or part of product is exchanged, any replacement becomes your property and replaced item becomes Nuband's property.

Parts provided by Nuband in fulfilment of tis warranty obligation must be used in products for which warranty services is claimed.

When returning product under warranty, item must be returned along with original packaging and retailer receipt. Without the receipt, the warranty will be considered invalid.

It is your responsibility to back any data up. If in repair or replacement, goal data is lost Nuband claim no responsibility for this.

Nuband is not responsible for product failure caused by none compliance iwth product instructions.

The warranty does not cover the cost of returning the product, this must be born by the customer.

No Nuband reseller, agent or employeee is authorized to make any modification, extension or addition to this limited warranty. If any term is held to be illegal, or unenforceable, the legality or enforceability of the remaining terms shall not be affected or impaired.





Nuband Evolve Product Disclaimer

Nuband is a device developed to assist monitoring aspects of your health but should never replace the professional advice of your Doctor or Physician.

Nuband are not a licensed medical conditions or any kind, or determining the effect of any specific exercise on a medical condition.

We strongly recommend that you should consult a Doctor or Physician before partaking in any type of physical exercise fitness plan or diet.

Returns

If your Nuband should ever need to be replaced under warranty, send an \$8.00 check or money order payable to AJLE 4 LLC to cover costs of postage, and handling. Please send it to the following address:

AJLE 4LLC
ATTN: Customer Service
PO Box 2077
Cedar Park, TX 78630
USA
E-mail: cservice@ajle4.com

Because of possible loss, we recommend insuring your Nuband, return receipt requested, when using the mail. If you do not obtain the proper receipt within a reasonable time, start a tracer through the originating post office. Please allow 2 to 3 weeks from the date we receive your package for your replacement Nuband to arrive.

iPhone®, iPod®, iPad®, iPad Mini®, iPad Air®, iOS®, Retina display®, Apple and the Apple logo are trademarks of Apple Inc., registered in the U.S. and other countries. App Store is a service mark of Apple Inc.

Android and Google Play are trademarks of Google Inc.
Samsung Galaxy S® and Samsung Galaxy Note® are trademarks of Samsung in the United States and other countries.
All other trademarks are property of their respective owners.

2016 (USA) V1

RoHS
COMPLIANT

