

mamas
& papas®

swirl²

ARSW_0092_1116_V4

© Mamas & Papas Ltd. 2017



x1



<15m

thank you...

FOR ORDERING FROM MAMAS & PAPAS

Mamas & Papas started life as a family, then became a business.

The founders wanted more for their children, so they took matters into their own hands.

This core belief remains at the heart of what we do, using personal experiences, customer insights and rigorous testing, to create innovative products with thoughtful designs.

We bring style and confidence to parenting, letting you flourish, no matter how you experience it.

IMPORTANT —

EN

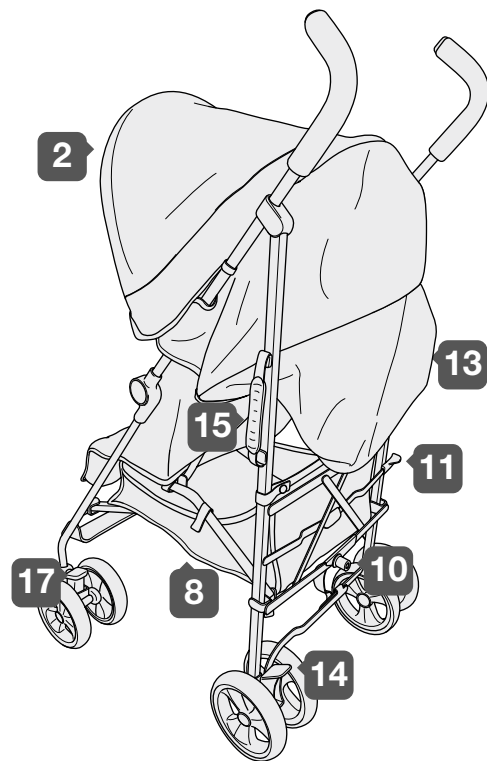
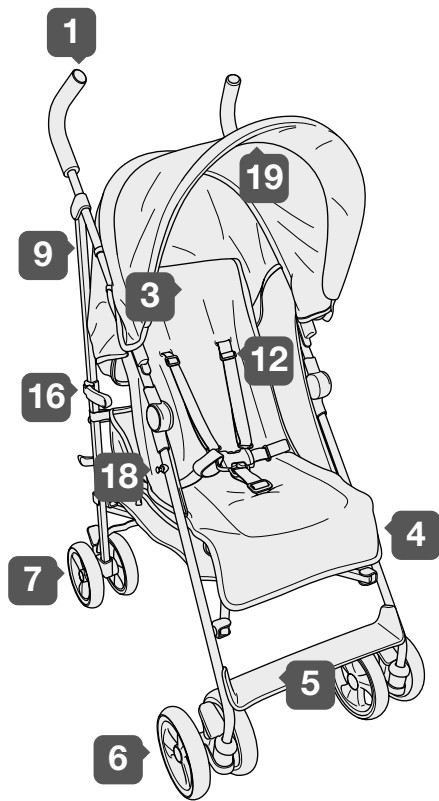
KEEP THESE INSTRUCTIONS
FOR FUTURE REFERENCE



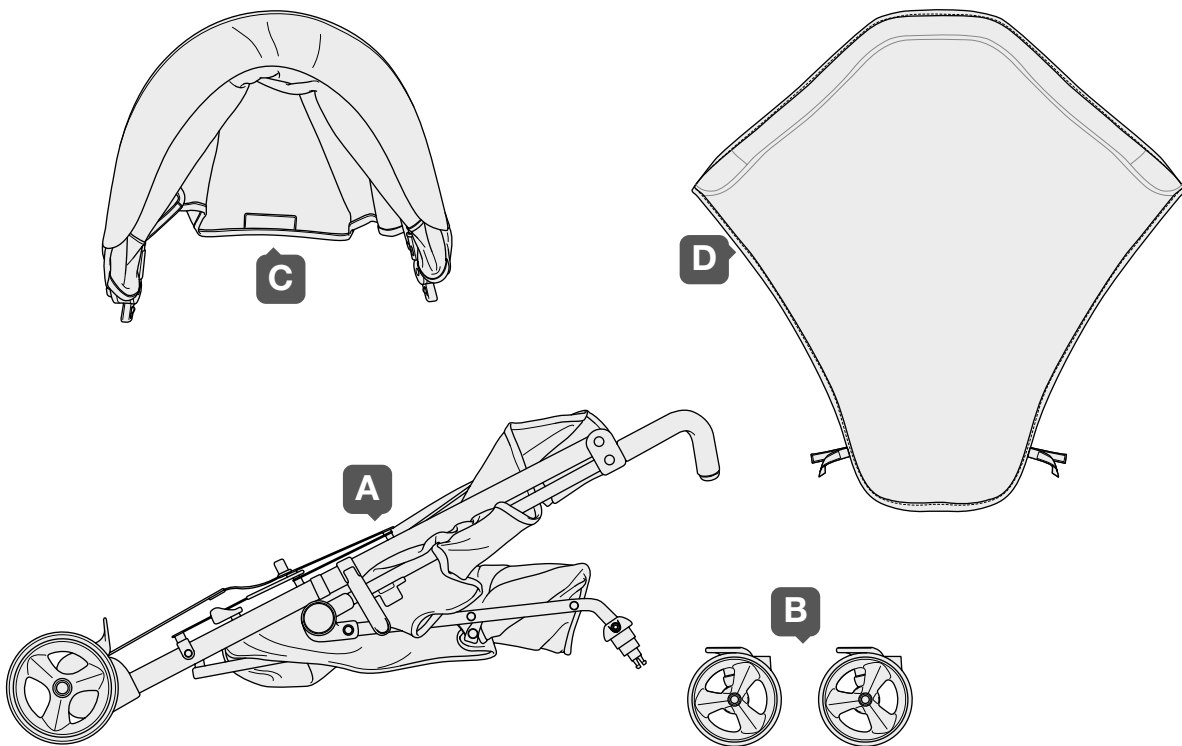
welcome
to
the
world

EN Parts

1. Handle Grip
2. Hood (C)
3. Back Rest
4. Leg Rest
5. Foot Rest
6. Front Wheel (B)
7. Rear Wheel
8. Basket
9. Cup Holder Mount
10. Primary Fold Release Trigger
11. Secondary Fold Release
12. Harness Lug
13. Backrest Incline Strap
14. Brake Pedal
15. Carry Handle
16. Auto Lock
17. Swivel Lock
18. Auto Lock Catch
19. Toy Attachment Loop


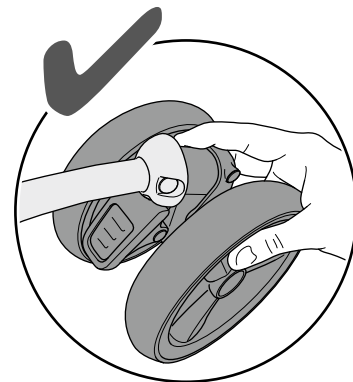
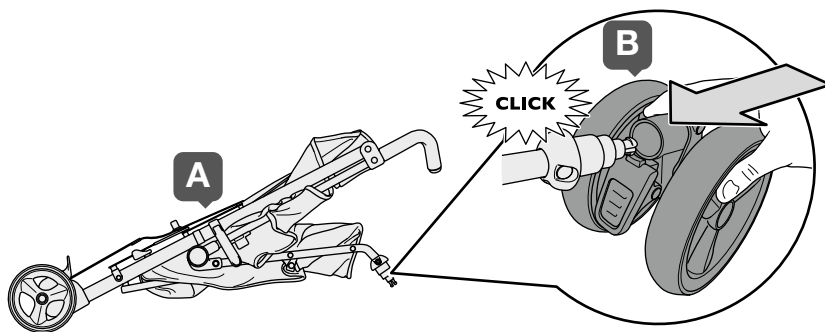


What's in the box

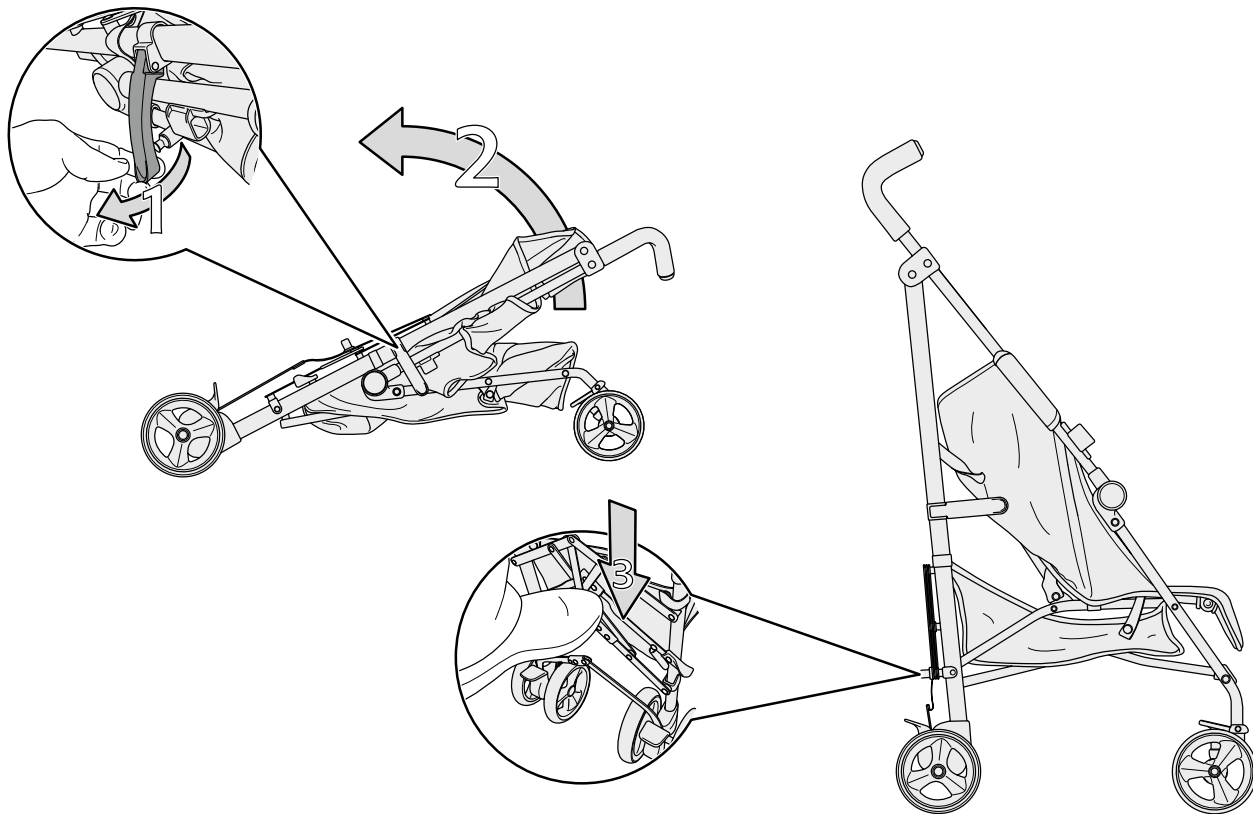


Design may vary from illustration


Fitting the front wheels







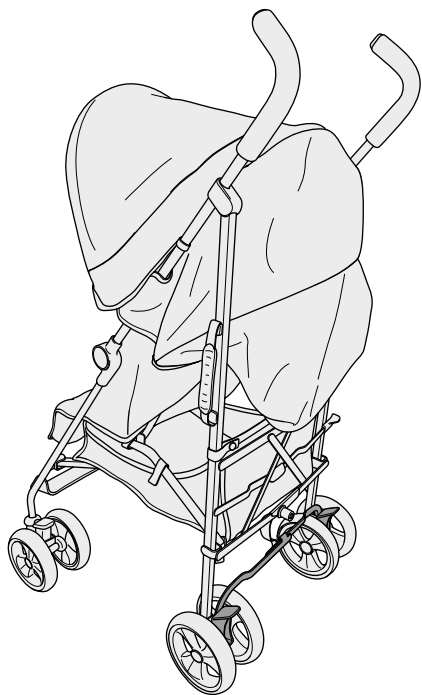
Opening the pushchair



Fitting the hood

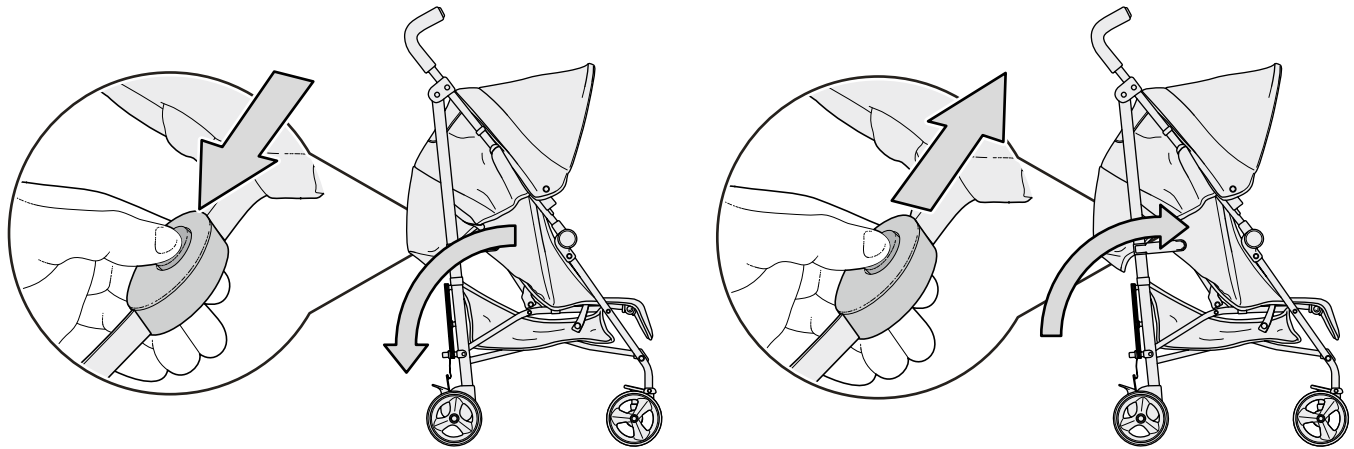


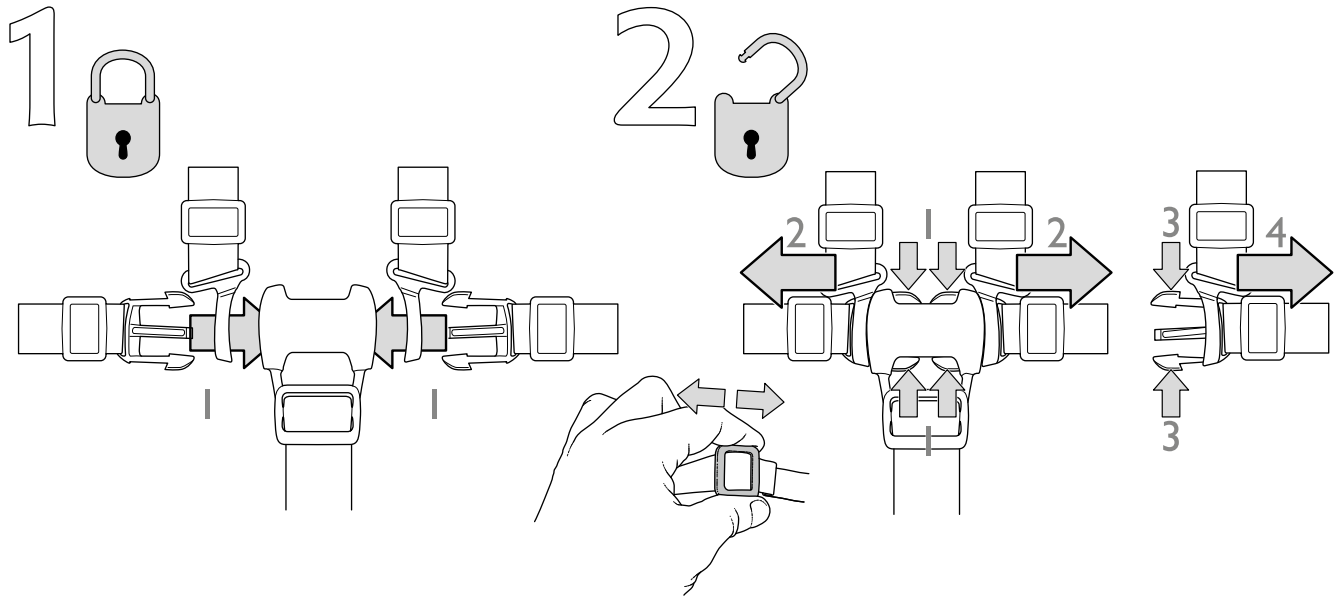
Using the brakes


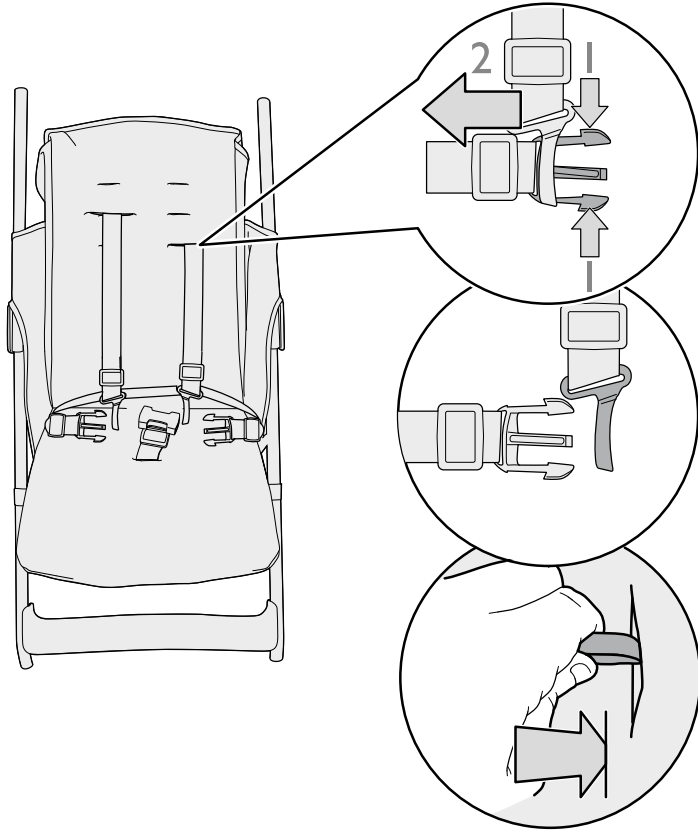




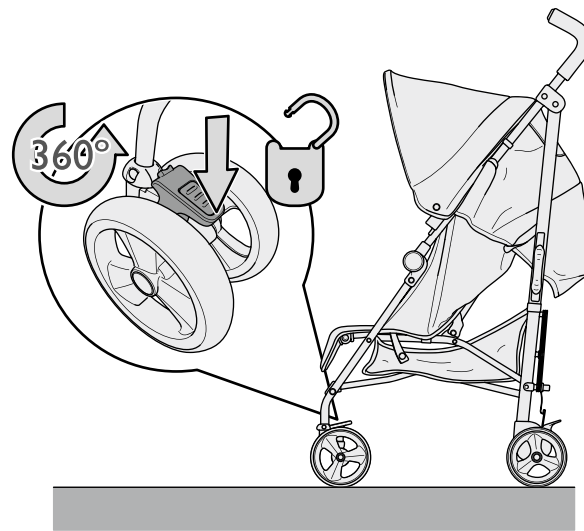
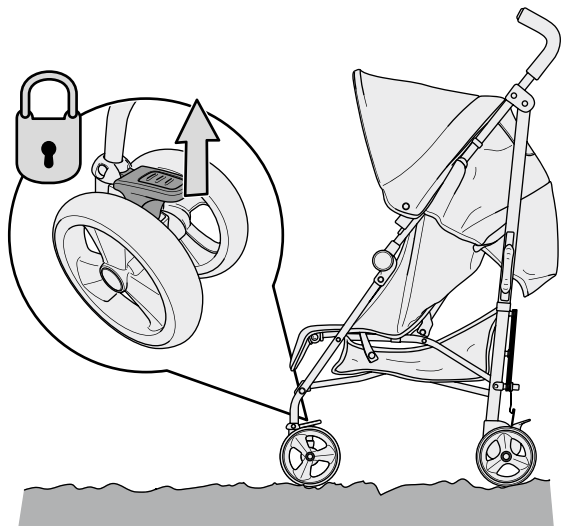
Adjusting the backrest



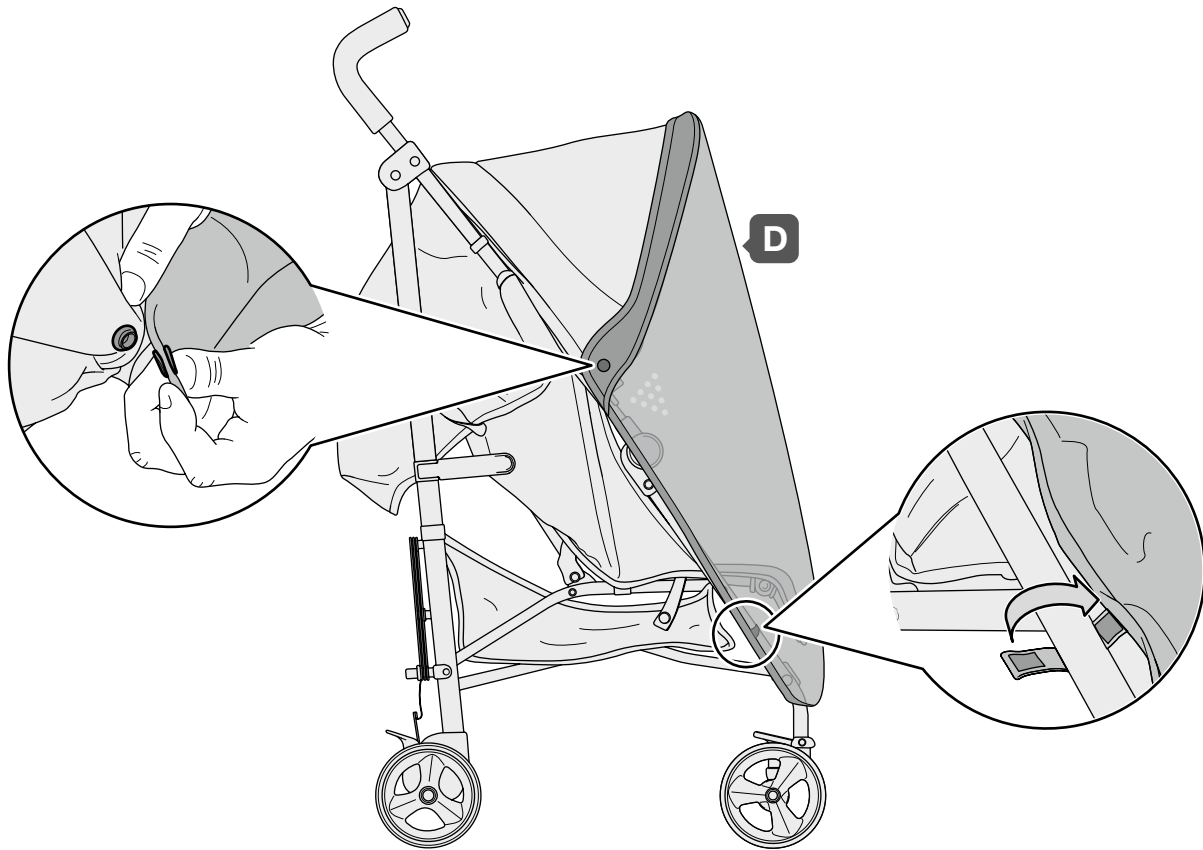




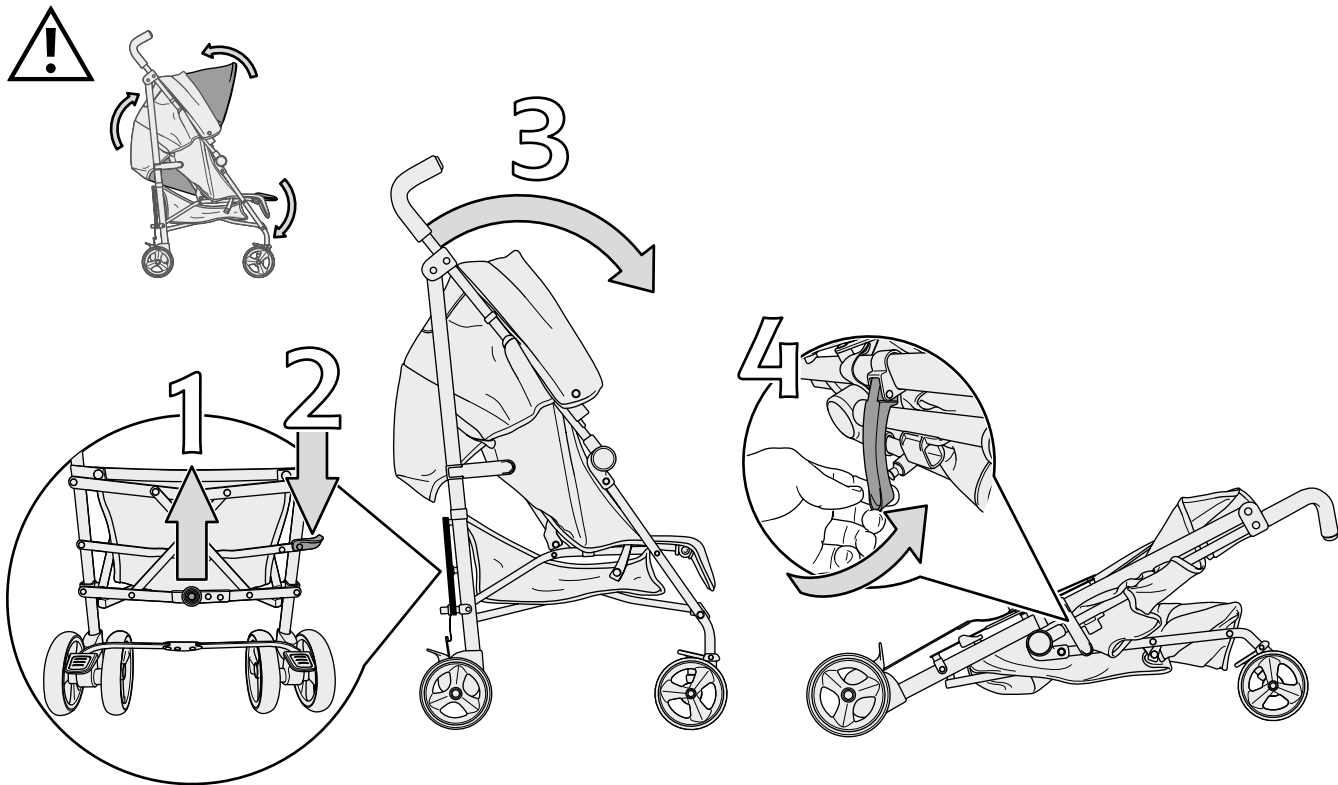
Using the swivel wheels

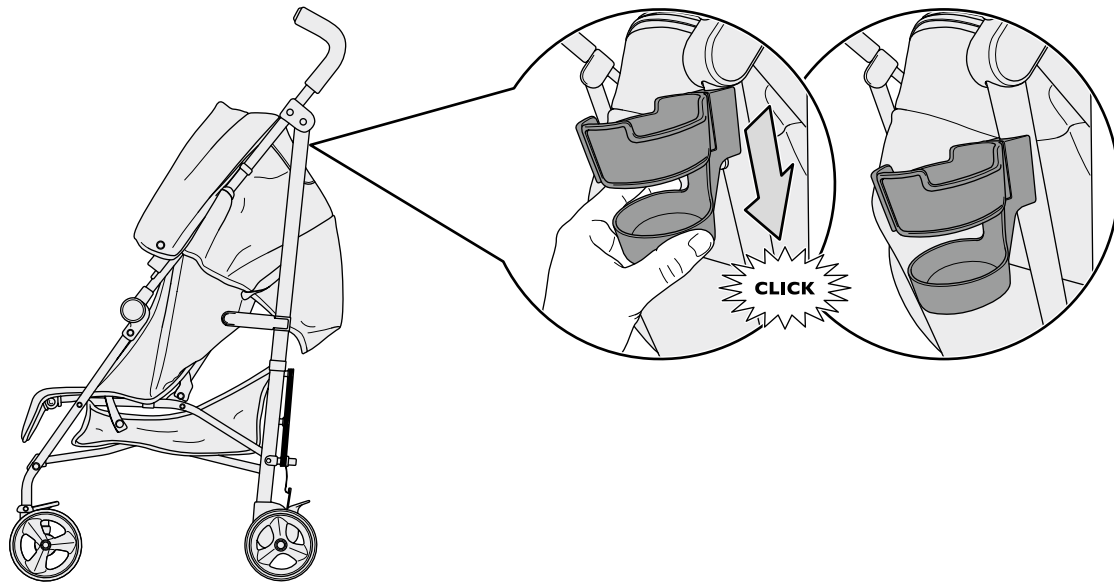


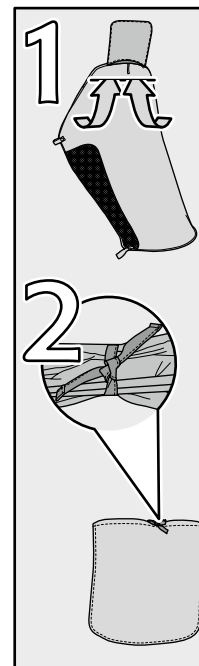
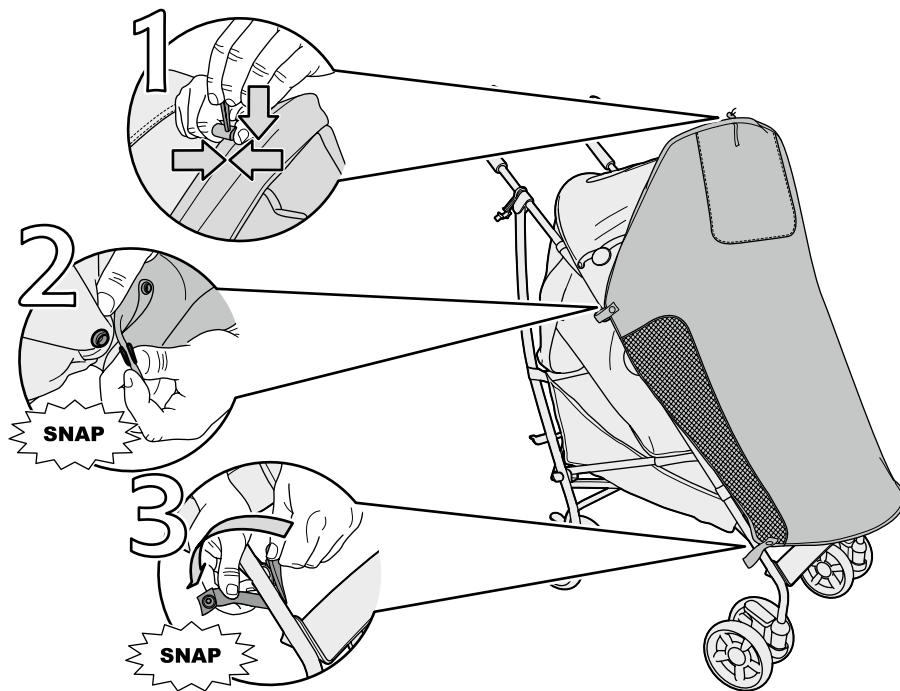
Fitting the raincover




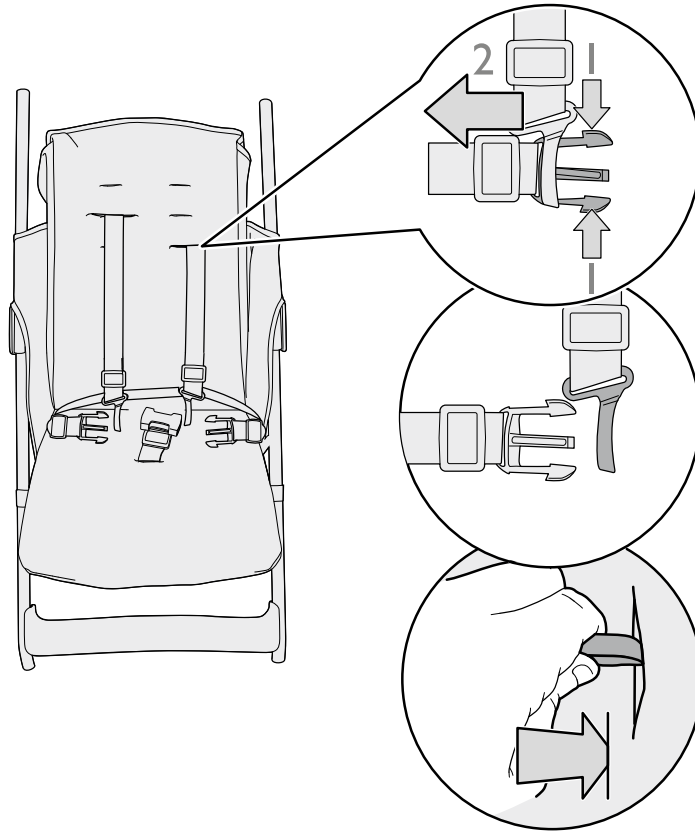
Folding the pushchair







Fitting the footmuff accessory — May be sold separately



Finished



- A pushchair has many moving parts, and surfaces which move against each other, over time these surfaces can become dry or even attract dirt or dust. By simply cleaning your pushchair chassis on a regular basis and lightly spraying the moving parts with a silicon spray your pushchair will fold and push better for longer.
- Different environments can present different challenges to your pushchair, a visit to the beach can increase salt corrosion to parts, but so too can a wet or snowy day, so again by cleaning and lubricating your pushchair you can help fight the effects of the environment on your pushchair.
- When a pushchair is in use, with all its locking mechanisms in place, its a solid rigid item designed for carrying your child. However, when folded its the exact opposite, impacts can knock it out of alignment, or putting things on top of it could twist it out of shape, so we recommend taking a little more care with it when folded for storage.
- Hanging bags on the handles of the pushchair not only creates a risk of tipping, but it can also cause excessive and uneven wear, as weight here causes the chassis to twist as handles are not designed to be a load bearing part.
- Just as with extra weight in the basket, or bags on handles, the use of a buggy-board reduces the life of your product by increasing the weight on the product, but by also putting weight and strain onto parts in a direction they were not designed to experience. Consequently use of these products invalidates the warranty on pushchairs.
- Fabric care: All the Mamas & Papas pushchairs fabrics are shower resistant. Should your pushchair become wet, do not fold the hood or apron when you take it inside. Always allow the fabrics to dry naturally away from strong heat sources such as fires, radiators and out of direct sunlight.
- Whilst fabrics are carefully selected and tested, washing, wear and normal exposure to bright sunlight may cause their colour to change.
- The exposed edges of fabrics are often the first to wear and fray, remember this when storing or transporting your pushchair and accessories.
- Light soiling to the pushchair can be removed with a damp sponge and a mild detergent. The fabric cover can be sponged clean using a mild detergent if necessary.

The safety standards and testing methods may vary in different countries and regions. Depending on the individual country or safety standard specific warnings may apply.

- In Europe this vehicle is intended for children from birth up to 15kgs. (3 years approximately).
 - In the USA and other countries the recommended maximum child's weight should not exceed 50lbs/23kg.
 - The maximum height of a child this product is designed to carry is 109cm/43".
 - This pushchair is designed to carry up to 1 child only. Never allow additional children to ride on the pushchair.
 - Always use the most reclined backrest position for new born babies.
-

WARNING:

- Never leave your child unattended.
 - Ensure that all the locking devices are engaged before use.
 - To avoid injury ensure that your child is kept away when unfolding and folding this product.
 - Do not let your child play with this product. Do not allow your child to climb or stand on this product.
 - Always use the restraint system.
 - This product is not suitable for running or skating.
 - Avoid finger entrapment, take care when folding and unfolding the product.
 - When making adjustments ensure that all parts of the child's body are clear of any moving parts.
 - Any load attached to the handle affects the stability of the pushchair. Do not carry additional children, parcels, goods or accessories in or on this vehicle except as recommended in the manufacturer's instructions, or the product may become unstable.
-

WARNING:

- Avoid serious injury from falling or sliding out. Always use the restraint system.
- Always use the most reclined backrest position for newborn babies, with the hood in any position except fully reclined.
- **AVOID TIPPING:** Do not overload the Cup Holder. Maximum weight 0.5kg (1.1lbs).
- Never put hot drinks in the cup holder.



WARNING: To avoid injury or death:

- Always apply the brakes whenever the product is stationary.
- Do not leave children unattended.
- Secure the child in the harness at all times.
- Do not carry extra children or bags on this product.
- Make sure children are clear of any moving parts if you adjust the product.
- Use harness at all times.
- The harness can form loops which may be a strangulation hazard. When product is not being used disconnect the shoulder straps from the waist strap and/or buckle.
- Always use products with the hood fitted.
- Always use the most reclined position for new born babies, with the hood in any position except fully reclined.
- The vehicle is designed for use on flat or gently sloping surfaces and may be unstable on unsuitable terrain or uneven surfaces, resulting in the vehicle tipping over.

Cautions and Hazards.

- **SUFFOCATION HAZARD:** Infants can suffocate. Always make sure there is enough room around your baby's face such that the airflow is not obstructed. Strings can cause strangulation. Do not place items with a string around the child's neck, such as hood strings or pacifier cords. Do not suspend strings over a product or attach string to toys.
- Ensure the parking device is engaged when placing or removing children.
- When child is in the seat unit always use the restraint system.
- Take care when using the stroller on stairs or escalators.
- Do not overload the basket. Maximum weight of 3kg/6.6lbs. Excessive weight may cause a hazardous unstable condition to exist.
- Do not use the stroller near open fires or exposed flames.
- Always ensure the storage catch is engaged before attempting to carry the pushchair.

Service Information.

- Do not use any replacement parts or accessories other than those approved by or supplied by Mamas & Papas.
- Wipe all plastic/metal parts clean with a damp cloth using mild soap, dry thoroughly. Light soiling of the seat pad can be removed with a damp cloth and a mild soap.



Mamas & Papas,
Huddersfield, HD5 0RH

T: 0345 268 2000

Designed and distributed
by Mamas & Papas in the UK
© 2017 Mamas & Papas Ltd
All rights reserved.

mamasandpapas.com

┌ ┐

LOT

└ ┘