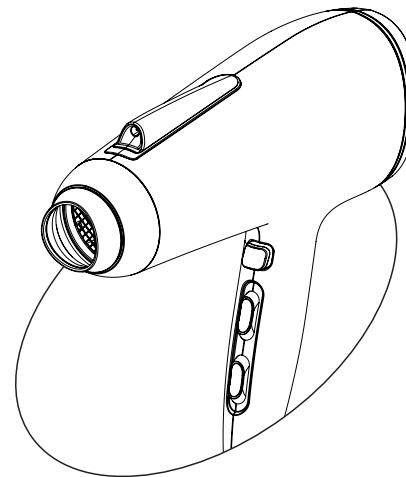


Panasonic®

Operating Instructions (Household use) Hair Dryer Model No. EH-NE85



Learn More



WARNING

- This appliance can be used by children aged from 8 years and above and persons with reduced physical, sensory or mental capabilities or lack of experience and knowledge if they have been given supervision or instruction concerning use of the appliance in a safe way and understand the hazards involved. Children shall not play with the appliance. Cleaning and user maintenance shall not be made by children without supervision.
- When the hair dryer is used in a bathroom, unplug it after use since the proximity of water presents a hazard even when the hair dryer is switched off.
- For additional protection, install a residual current device (RCD). Having a rated residual operating current, not exceeding 30 mA in the electrical circuit supplying the bathroom, is advisable. Ask your installer for advice.
- This symbol with prohibition sign in red on the appliance means "Do not use this appliance near water". Do not use or store this appliance near bathtubs, showers, basins or other vessels containing water.





- If the supply cord is damaged, it must be replaced by the manufacturer, its service agent, or similarly qualified persons in order to avoid a hazard.

- Before operating this unit, please read these instructions completely and save them for future use.
- Please read the code on the cover for the detailed operating instructions.

Safety precautions

Make sure to follow these instructions.

To prevent accidents, injuries or damage to property, please follow the instructions below.

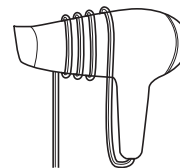
	WARNING	Indicates potential hazard that could result in serious injury or death.
	CAUTION	Indicates potential hazard that could result in minor injury or property damage.

Some parts of the safety precaution illustrations differ from the actual product.

WARNING

► Plug and Cord

- Do not use with the cord bundled.
- Do not damage the cord or plug.
Do not deface, modify, forcefully bend or pull the cord or plug. Also, do not place anything heavy on, twist or pinch the cord.
- Do not use when the plug or cord is damaged or hot.
- Do not wrap the cord around the main body when storing.
- Do not store or use the cord in a twisted state.
- Disconnect the plug by holding onto it instead of pulling on the cord.

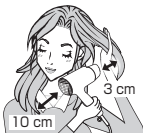


- Always turn off the power switch and disconnect the plug from the household outlet after use.
 - Insert the plug into the household outlet directly:
Do not use with an extension cord.
 - Fully insert the plug into a household outlet. Never use the appliance if the plug fits loosely.
 - Always ensure the appliance is operated on an electric power source matched to the rated voltage indicated on the appliance.
- **In case of an abnormality or malfunction**
- Immediately stop using and remove the plug if there is any abnormality or malfunction.
<Abnormality or malfunction cases>
 - Air is not emitted
 - Unit stops sporadically
 - Interior becomes red-hot and smoke is emitted
 - The appliance is damaged or deformed, or strange noise is emitted.Immediately request inspection or repair at an authorized service center.
- **Maintenance**
- When you see sparks around the air outlet while using the hot air setting, stop using and remove the lint on the air outlet and air inlet.
- **This appliance**
- Do not block, or insert hair pins or other foreign objects into the air inlet, air outlet, or ion outlet.
 - Do not leave the product with the power switch on.
 - Do not keep within the reach of infants or young children. Do not let them use the appliance.
 - Do not use in proximity of flammable materials (such as alcohol, benzene, thinner, spray, hair care product, nail polish remover).
- Never modify, disassemble, or repair.
 - Doing so may cause ignition or injury due to abnormal operation.
Contact an authorized service center for repair.
 - Do not handle any part of the plug or appliance with wet hands.
 - This appliance is not designed for commercial use, and is not intended for use without appropriate maintenance.
 - Do not immerse the appliance in water.

⚠ CAUTION

► To protect your hair

- Be sure to keep a distance of over 3 cm between the air outlet and your hair.
- Be sure to keep your hair at least 10 cm away from the air inlet to avoid hair getting tangled.



► Note the following precautions

- Do not drop or subject to shock.
- Do not use on children under 6 years old.
- Do not touch the air outlet, air boost nozzle and concentrator nozzle which will become very hot.
- Do not use the appliance for any other purpose than drying hair.

Specifications

Product name	Hair Dryer		
Product model	EH-NE85		
Power source	220 V~ 50 - 60 Hz	230 V~ 50 - 60 Hz	240 V~ 50 - 60 Hz
Power consumption	1 900 W	2 100 W	2 300 W
Accessories	Air boost nozzle, Concentrator nozzle		
Airborne Acoustical Noise	83 (dB(A) re 1 pW)		

This product is intended for household use only.

Disposal of Old Equipment
Only for European Union and countries with recycling systems



This symbol on the products, packaging, and/or accompanying documents means that used electrical and electronic products must not be mixed with general household waste.

For proper treatment, recovery and recycling of old products, please take them to applicable collection points in accordance with your national legislation.

By disposing of them correctly, you will help to save valuable resources and prevent any potential negative effects on human health and the environment.

For more information about collection and recycling, please contact your local authority.

Penalties may be applicable for incorrect disposal of this waste, in accordance with national legislation.

Authorized Representative in EU:

Panasonic Marketing Europe GmbH

Panasonic Testing Centre

Winsbergring 15, 22525 Hamburg, Germany

Importer:

Panasonic Marketing Europe GmbH

Hagenauer Strasse 43, 65203 Wiesbaden, Germany

Manufactured by:

Panasonic Corporation

1006, Oaza Kadoma, Kadoma City, Osaka, Japan



Caution for AC Mains Lead

For your safety, please read the following text carefully.

This appliance is supplied with a moulded three pin mains plug for your safety and convenience.

A 10-ampere fuse is fitted in this plug.

Should the fuse need to be replaced please ensure that the replacement fuse has a rating of 10-ampere and that it is approved by ASTA or BSI to BS1362.

Check for the ASTA mark  or the BSI mark  on the body of the fuse.

If the plug contains a removable fuse cover you must ensure that it is refitted when the fuse is replaced.

If you lose the fuse cover the plug must not be used until a replacement cover is obtained.

A replacement fuse cover can be purchased from your local dealer.

CAUTION

IF THE FITTED MOULDED PLUG IS UNSUITABLE FOR THE SOCKET OUTLET IN YOUR HOME THEN THE FUSE SHOULD BE REMOVED AND THE PLUG CUT OFF AND DISPOSED OF SAFELY. THERE IS A DANGER OF SEVERE ELECTRICAL SHOCK IF THE CUT OFF PLUG IS INSERTED INTO ANY 13-AMPERE SOCKET.

THIS PLUG IS NOT WATERPROOF—KEEP DRY.

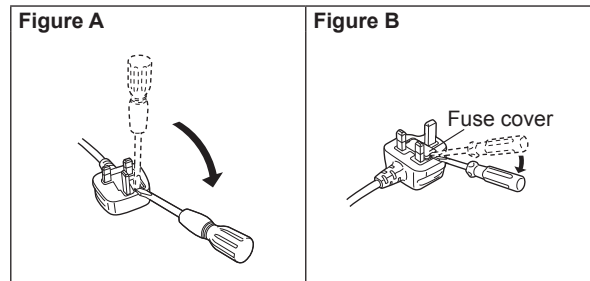
Before use

Remove the connector cover.

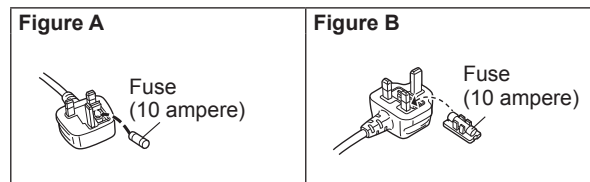
How to replace the fuse

The location of the fuse differs according to the type of AC mains plug (figures A and B). Confirm the AC mains plug fitted and follow the instructions below. Illustrations may differ from actual AC mains plug.

1. Open the fuse cover with a screwdriver.



2. Replace the fuse and close or attach the fuse cover.



Panasonic Corporation
<https://www.panasonic.com>
© Panasonic Corporation 2024

Printed in Thailand
SEHNE8589503 Z0324-0

Ⓕ EN