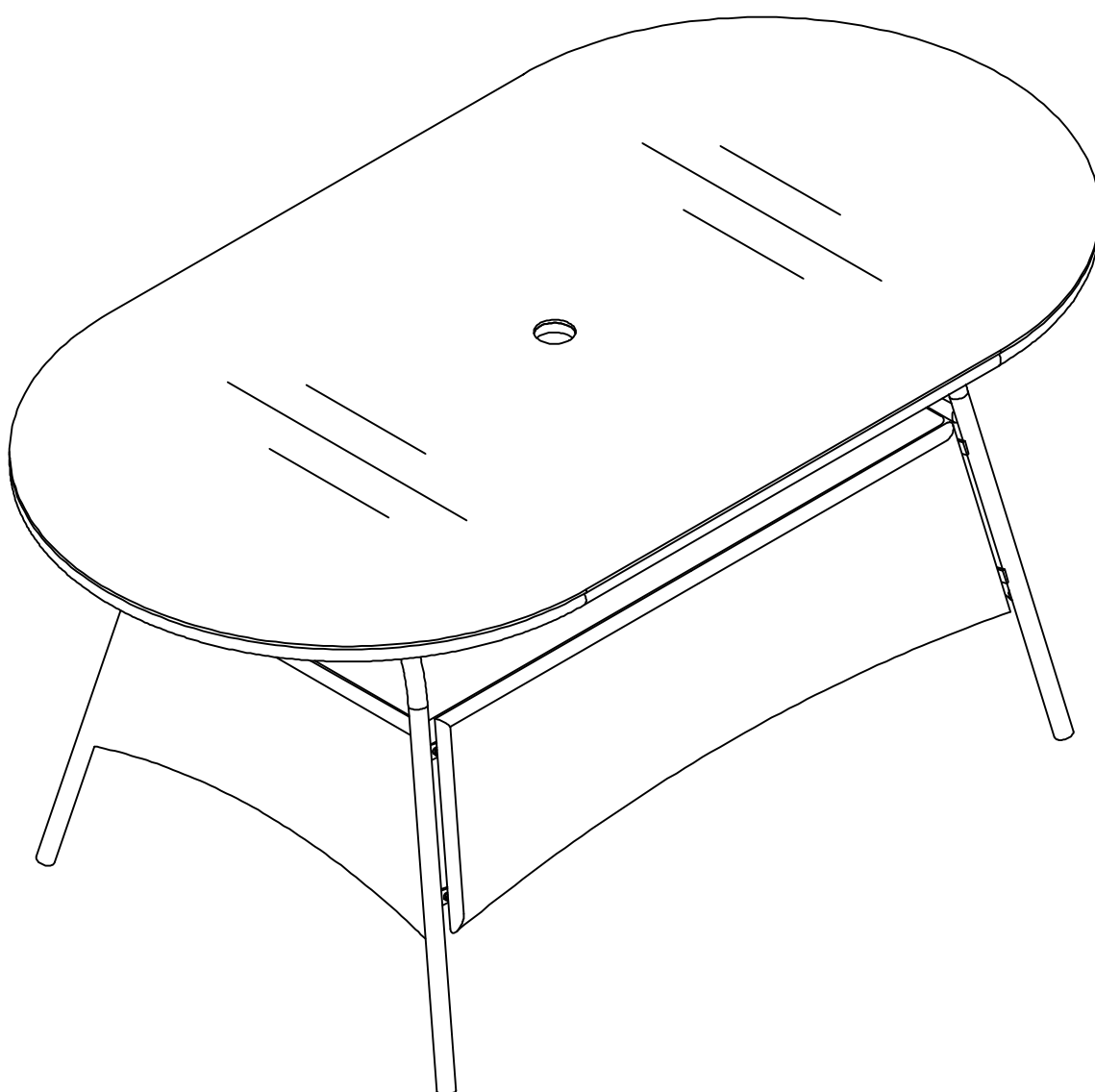



Palermo


 habitat



Spare Parts

 www.argos-support.co.uk

 Help@ClickSpares.co.uk

 0370112 1928

Customer Support

 03456402020

Safety and Care Advice


Product Details

Palermo 6 Seater Rattan Dining Set - table 4727042

IMPORTANT, RETAIN FOR FUTURE REFERENCE: READ CAREFULLY.

- Keep children and animals away from the work area, small parts could choke if swallowed.
- Make sure you have enough space to layout the parts before starting.
 - This product has been constructed to be used in the domestic environment only and not for commercial purposes.

- Assemble the item as close to its final position (in the same room) as possible
- Assemble on a soft level surface to avoid damaging the unit or your floor. We recommend laying the glass on a blanket or cardboard during assembly. You can even use the box



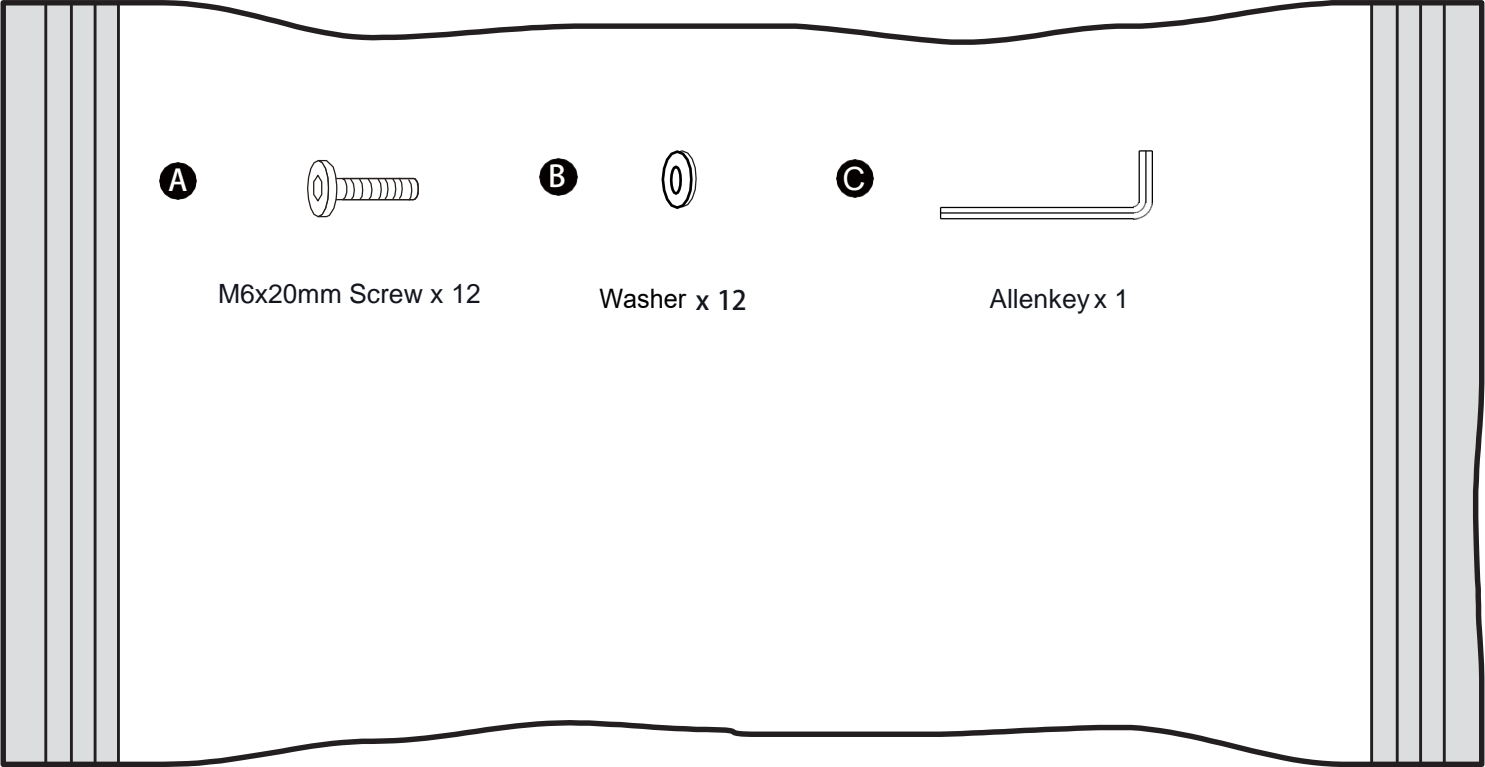
- We do not recommend the use of power drill/drivers for inserting screws as this could damage the unit. Only use hand screwdrivers.
- Parts of the assembly will be easier with 2 people.
- Dispose of all packaging carefully and responsibly.

Glass Guidelines

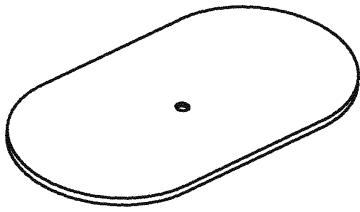
- When lifting or moving the product, ask for someone to lend a hand, trying to move a product on your own can lead to accidents.
- Do not use furniture if any parts are missing or broken. Contact your retailer immediately.
- Do not place very hot or very cold items, such as saucepans or barbecues, directly on the glass surface. Extreme temperature differences over small areas can damage glass.
- Do not sit or stand upon the glass surface.
- Do not strike the glass with hard or pointed items, or use the glass as a chopping surface.
- Do not drag rough or heavy objects over the top of the glass.
- We recommend using place mats, coasters and table cloths to help protect against scratches and accidentally dropped items.
- Clean the glass regularly to make sure there are no grit on the top.
- Do not clean glass with washing powders or any other substances containing abrasives, since these substances can scratch glass.
- For tables that can be used outdoors, if your table has a parasol, make sure the edge of the parasol cut-out has a protector in place. In addition always use a weighted parasol base, and remove the parasol in windy conditions. Parasols can put pressure on the table top or even blow the table over in windy weather.
- For tables that can be used outdoors it is advised that the table is kept covered when not in use to protect the glass from the weather and accidental damage.
- Maximum loading weight 50kg
- This product is compliant EN581

Fittings

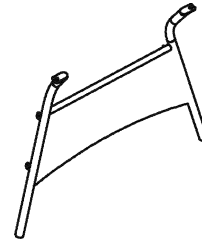
Bag 1



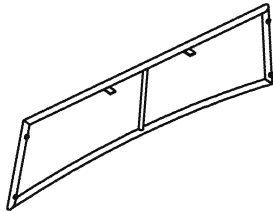
Parts



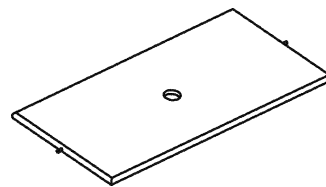
1 Table Frame x 1



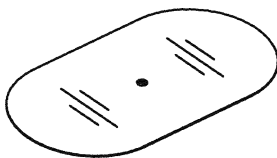
2 Leg x 2



3 Side Panel x 2



4 Middle Shelf Panel x 1



5 Table Glass x 1



6 Plastic foot cap x 4
(Assembled on legs)

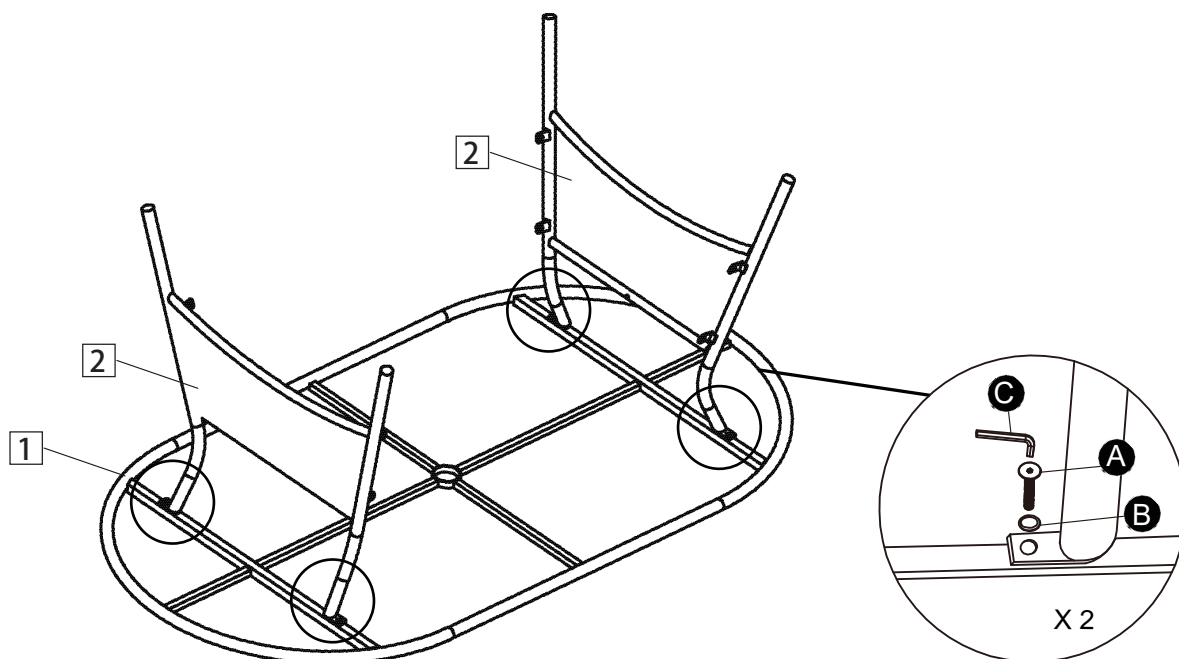
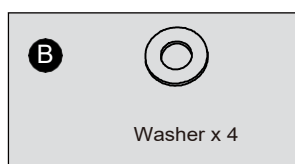

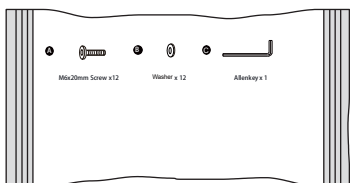


7 Plastic cover x 1

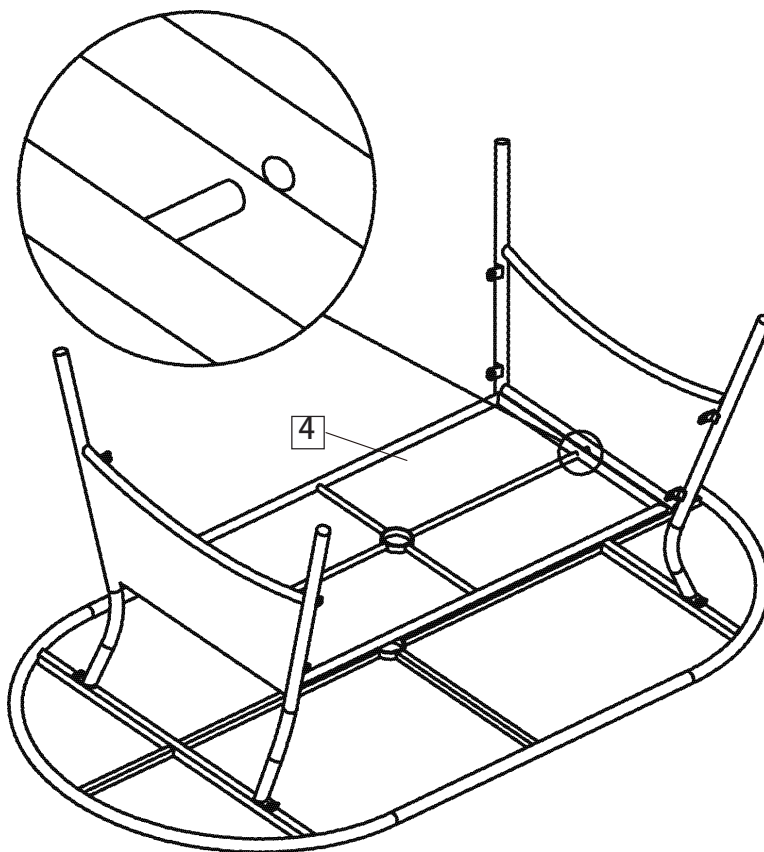


8 Plastic cover x 1

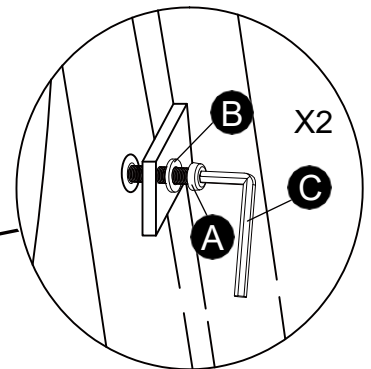
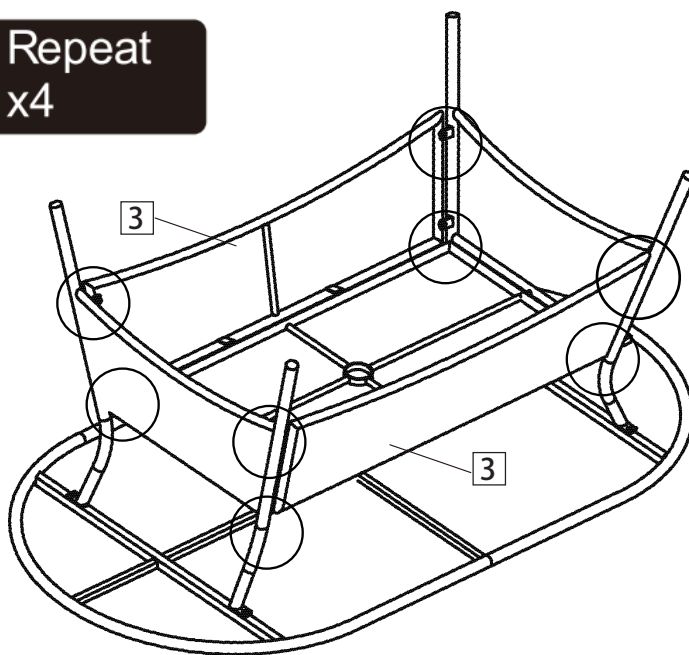

1



2



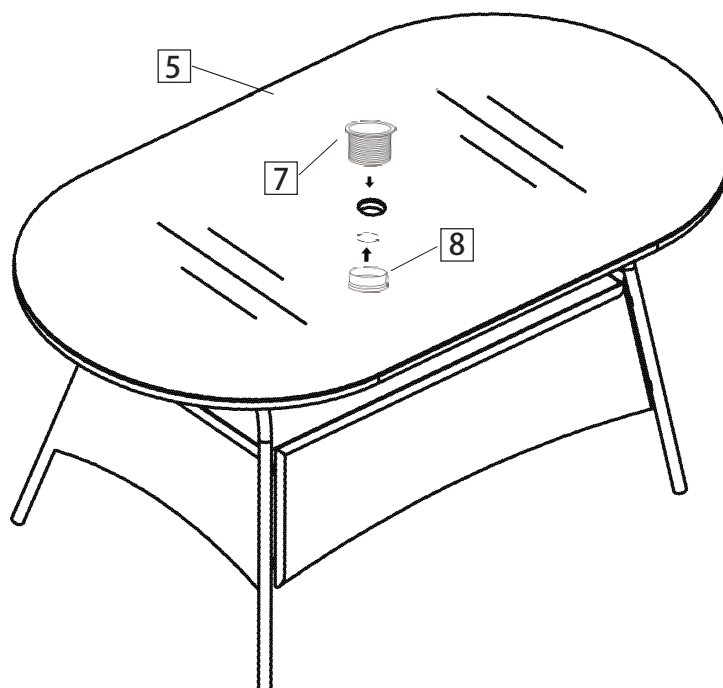
3



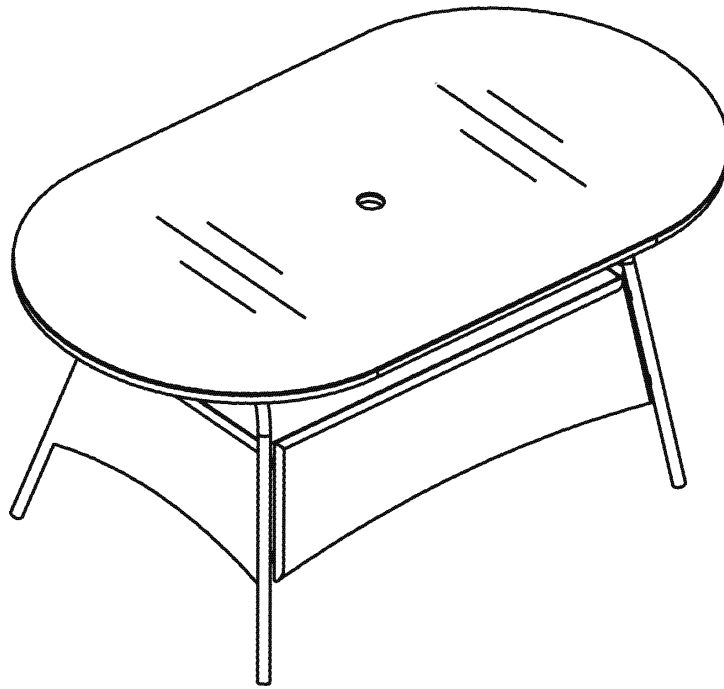
Important:
After all the parts are in position
you can now fully tighten all
screws fixed on previous steps.



4



5



IMPORTANT

On a regular basis please check that the screws and fittings have not become loose as this could present a potential choke hazard.

Assembly is complete