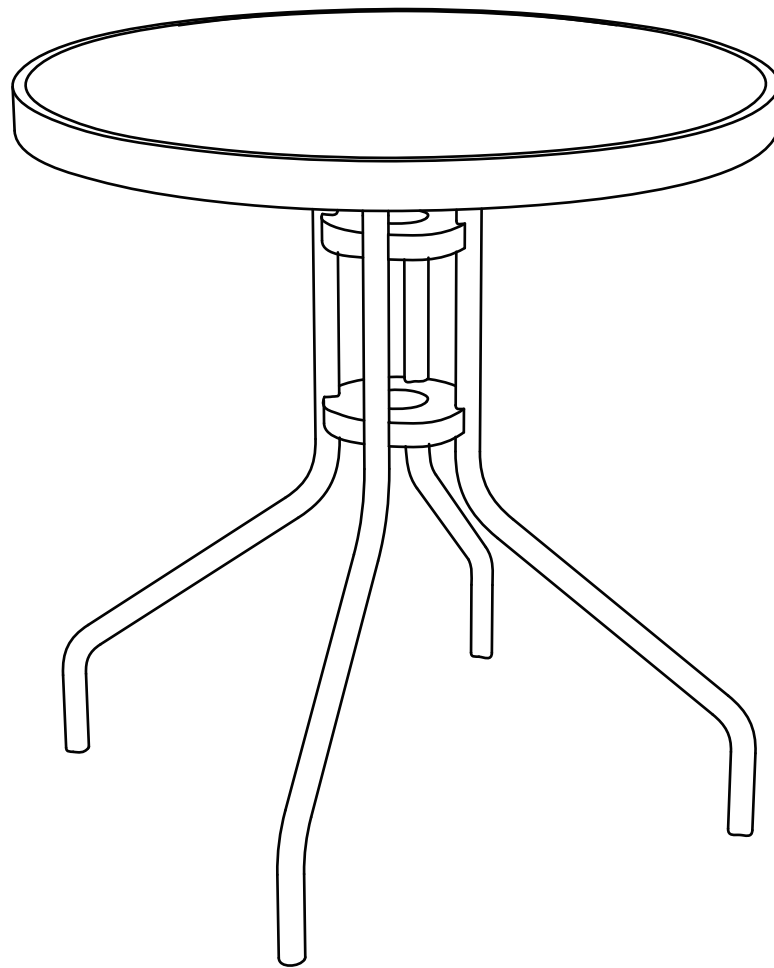


Steel Wicker Table



Spare Parts

Visit: www.argos-support.co.uk

Email: Help@ClickSpares.co.uk

Call: 0370 112 1928

Customer Support

Call: 0345 640 2020


Safety and Care Advice

Product Details

Steel Wicker Balcony Set 7436244

Steel Wicker Balcony Set Grey 4723170

IMPORTANT, RETAIN FOR FUTURE REFERENCE: READ CAREFULLY.

- Keep children and animals away from the work area, small parts could choke if swallowed.
 - Make sure you have enough space to layout the parts before starting.
 - This product has been constructed to be used in the domestic environment only and not for commercial purposes.
 - Assemble the item as close to its final position (in the same room) as possible.
 - Assemble on a soft level surface to avoid damaging the unit or your floor. We recommend laying the glass on a blanket or cardboard during assembly. You can even use the box
- 
- We do not recommend the use of power drill/drivers for inserting screws as this could damage the unit. Only use hand screwdrivers.
 - Parts of the assembly will be easier with 2 people.
 - Dispose of all packaging carefully and responsibly.

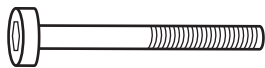
Glass Guidelines

- When lifting or moving the product, ask for someone to lend a hand, trying to move a product on your own can lead to accidents.
- Do not use furniture if any parts are missing or broken. Contact your retailer immediately.
- Do not place very hot or very cold items, such as saucepans or barbecues, directly on the glass surface. Extreme temperature differences over small areas can damage glass.
- Do not sit or stand upon the glass surface.
- Do not strike the glass with hard or pointed items, or use the glass as a chopping surface.
- Do not drag rough or heavy objects over the top of the glass.
- We recommend using place mats, coasters and table cloths to help protect against scratches and accidentally dropped items.
- Clean the glass regularly to make sure there are no grit on the top.
- Do not clean glass with washing powders or any other substances containing abrasives, since these substances can scratch glass.
- For tables that can be used outdoors, if your table has a parasol, make sure the edge of the parasol cut-out has a protector in place. In addition always use a weighted parasol base, and remove the parasol in windy conditions. Parasols can put pressure on the table top or even blow the table over in windy weather.
- For tables that can be used outdoors it is advised that the table is kept covered when not in use to protect the glass from the weather and accidental damage.
- Maximum loading weight 50kg
- This product is compliant EN581

Fittings

Bag 1

A



M6x35mm Screw x 8

B



M6 Washer x 8

C



M6 Nut Cap x 8

D



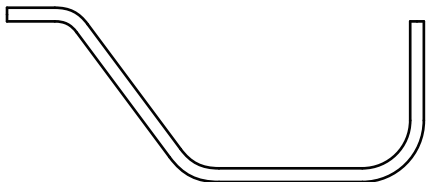
Allenkey x 1

E




Pad Grain x 4

Parts



1 Leg x 4



2 Table Top x 1

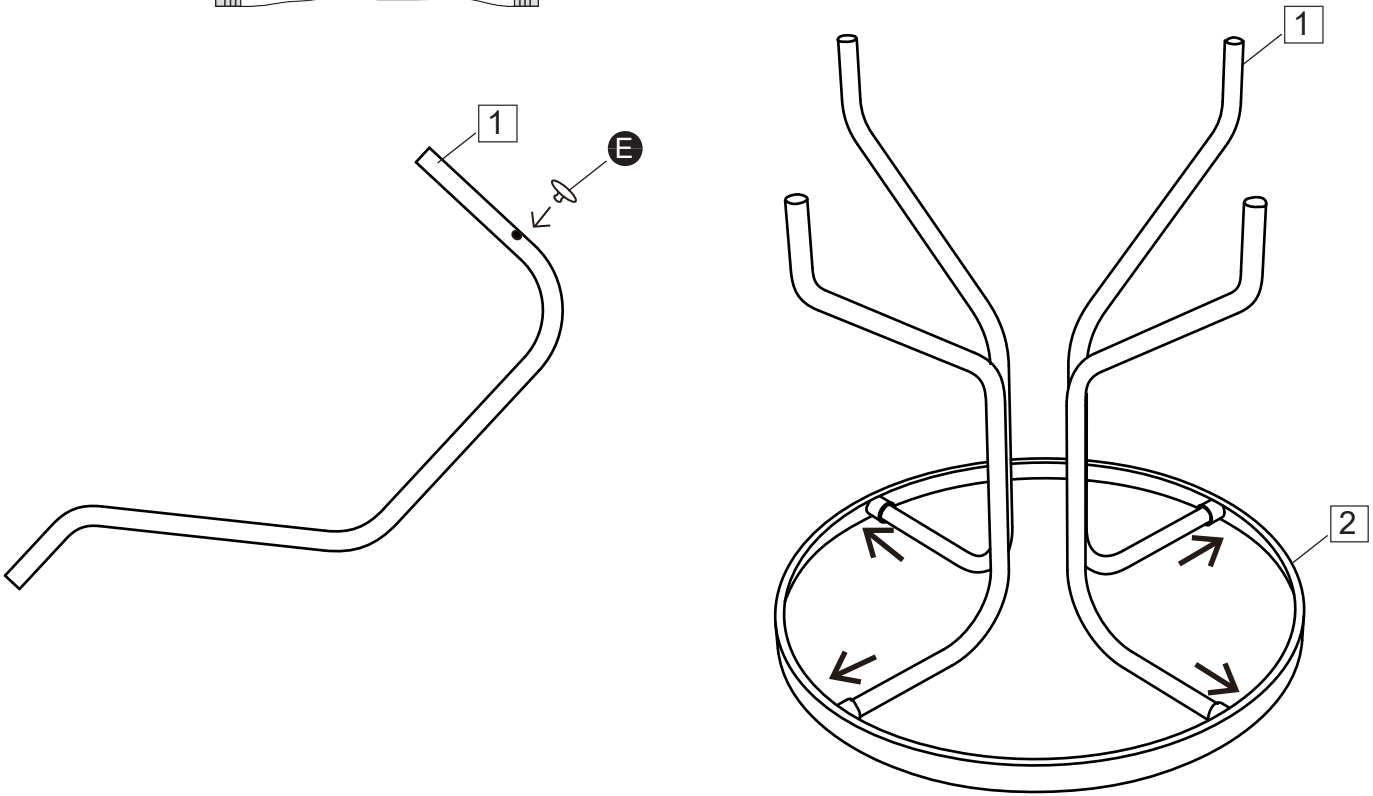
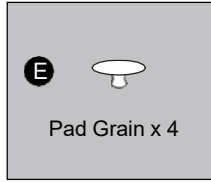
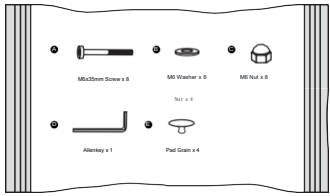


3 Center Ring x 2

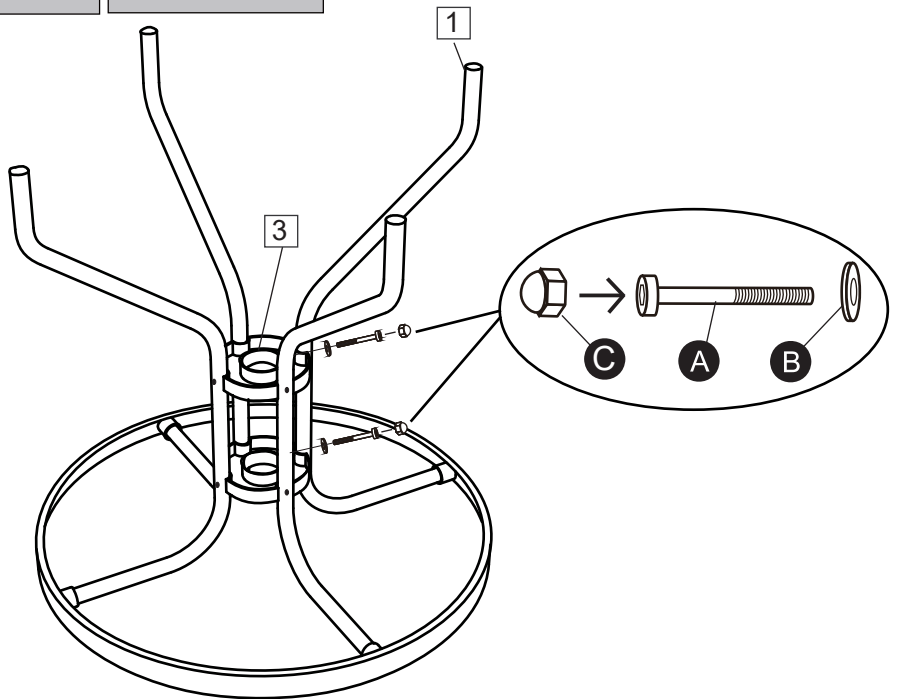
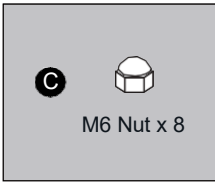
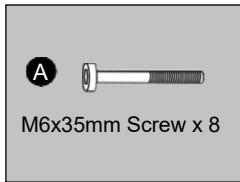


4 Plastic foot cap x 4
(assembled on legs)

1



2



3

IMPORTANT

On a regular basis please check that the screws and fittings have not become loose as this could present a potential choke

Assembly is complete

