

QUICK START

**Satellite®/Satellite Pro®
L50-C Series**

TOSHIBA
Leading Innovation >>>

Check the components

Your computer comes with:

- AC adaptor and adaptor cord
- Power cord/cable
- Documentation, including this Quick Start document and a Standard Limited Warranty.
- Other components, depending upon model

Getting started

Please read the General Safety Instruction information on the other side of this document.

Connect to a power source

Assemble the power cord/cable and AC adaptor and then connect it to your computer and a live electrical outlet. You are now ready to start using your computer.

Connect to the Internet

Connect to a network to take full advantage of your computer's features.

Backup your computer

It is strongly recommended that you create a back up of your computer before using it for the first time. This will enable you to return it to its out-of-box state, if necessary. For complete instructions on how to create recovery media, see the "Creating recovery media" section in the electronic User's Guide.

Register your computer

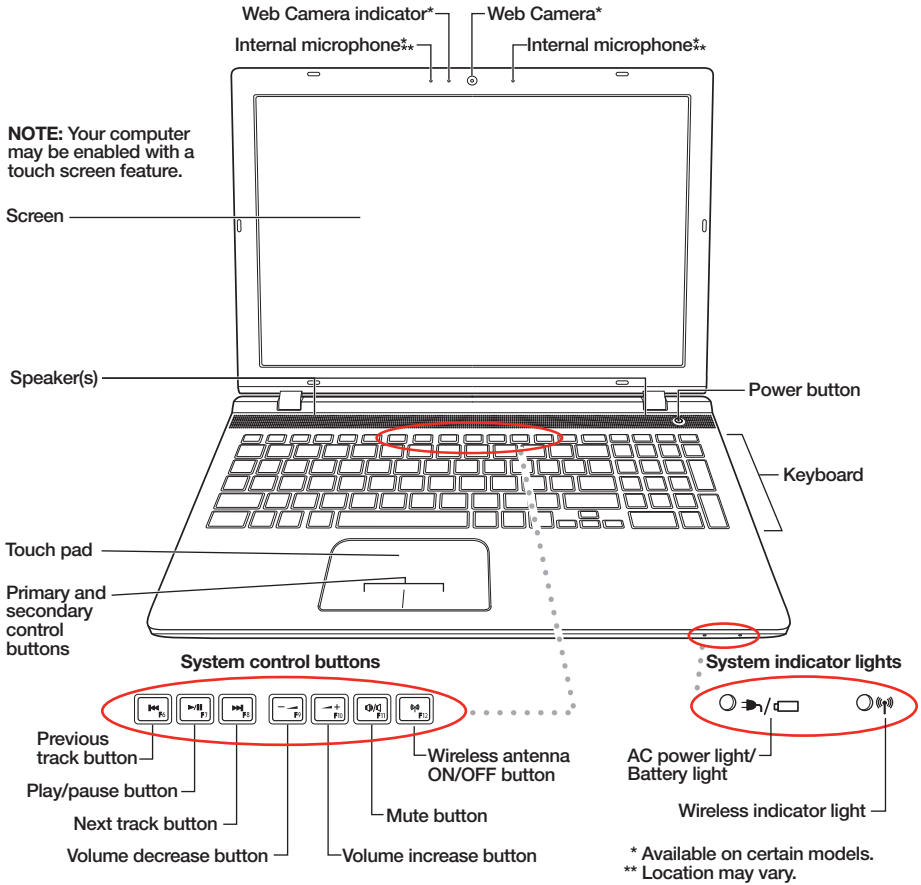
Enhance your ownership experience by taking a few minutes to register your Toshiba Product at **register.toshiba.com**. Completing Product registration allows Toshiba to provide you with Product information updates, special offers and promotions. Failure to complete Product registration will not diminish your rights under the Standard Limited Warranty.

California Prop 65 Warning

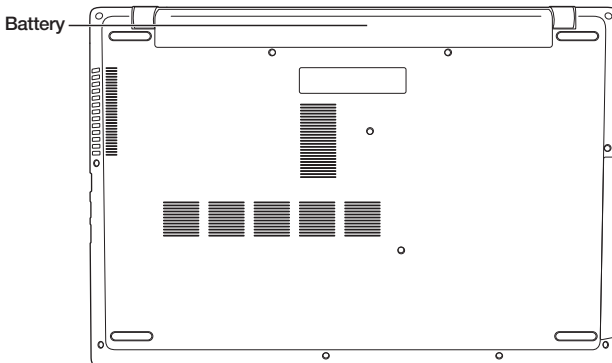
▲ WARNING This product contains chemicals, including lead, known to the State of California to cause cancer and birth defects or other reproductive harm.
Wash hands after handling.

Quick Tour


Front with display open




Underside



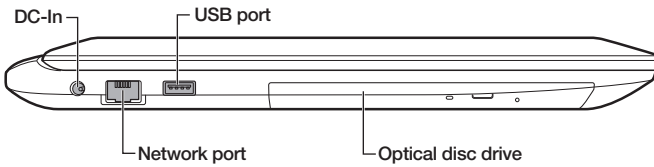
Front with display closed



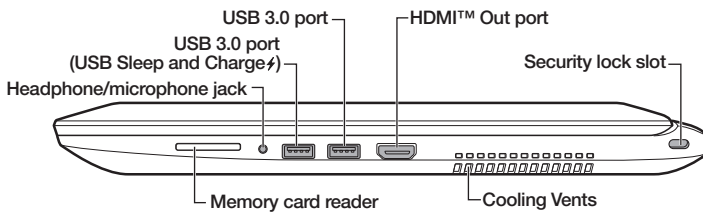
Back



Left side



Right side



Creating Recovery Media

To create recovery DVDs/media with Microsoft® Windows® 7:

1. Click the **Start** button and, in the Search field, type **Recovery Media Creator**. In the list that appears above, click on your selection.
The TOSHIBA Recovery Media Creator dialog box displays.
 2. Select **DVD** or **USB Flash** from the drop-down list next to “System Recovery Media,” depending on the type of external media you want to use.
 3. Check the **Information** area of the dialog box to determine the number of DVDs you will need and/or the minimum amount of storage space required for copying your system’s recovery files to USB flash drive(s).
 4. Do one of the following:
 - If you are copying files to DVD, insert a blank DVD into the optical disc drive.
 - If you are copying files to a USB flash drive, connect a USB flash drive of the required minimum capacity (as specified in the TOSHIBA Recovery Media Creator utility) to your computer.
- CAUTION** All information stored on your DVDs or USB flash drive(s) will be erased during the process of creating the recovery DVDs/media. Be sure to save the information stored on your external media to another storage device before executing this procedure, or use blank media.
5. Click the **Create** button in the TOSHIBA Recovery Media Creator utility dialog box.
 6. Follow the on-screen prompts to complete the copy process.

NOTE: If you are copying the recovery files to DVDs, be sure to label each DVD in the set sequentially (for example, “1 of 3,” “2 of 3,” etc.), so that you will know in which order to insert the discs during recovery.

General Safety Instructions

Please read the following safety and operating instructions before using your Product. Keep the information near your Product for future reference. Also, please be sure to read your electronic User's Guide as it contains additional important Safety Information.

⚠ WARNING Indicates a potentially hazardous situation which, if not avoided, could result in serious injury.

AC Adaptor

Always use the Toshiba AC adaptor that was provided with your device or as specified by Toshiba and use correct power source specified on the regulatory label of device or adaptor. Always ensure a secure electrical connection. Be careful if you use a multiple connector to avoid current overload on one socket.

Battery Pack

Do not expose the battery pack to heat or shock.

Disassembly, Modification or Tampering

Do not disassemble, modify, tamper with or repair your device (including AC adaptor or power cable/cord).

Choking Hazards

Keep device away from small children. This device is not a toy and may be hazardous to small children, for example, small detachable parts may be a choking hazard.

Cleaning

Unplug device from the electrical outlet before cleaning. Do not use liquid cleaners or aerosol cleaners. The injected combustible gas produced by these types of cleaners may remain inside of your product. The electrostatic spark from the motor or contact point of switch may ignite the gas residue, which could result in an explosion, fire, or burn injury. Instead use a lightly dampened cloth for cleaning in general and remove dust with a dry cloth.

Hot Surfaces

Allow the equipment's internal components and hot-pluggable drives to cool before touching them

Power Cables/Cords and Power Source

Always use power cables/cords and power sources that comply with the voltage and frequency specifications and requirements of the country of use.

Service Provider

Disconnect device from the electrical outlet and take device to an authorized Toshiba service provider if:

- AC adaptor or power cable/cord is damaged.
- Liquid has spilled into device or an object (such as a screw, staple or paper clip) has entered device.
- Device has been dropped, subject to shock or impact and/or damaged in some way.
- Noticeable signs of overheating, smoke, deformation, cracks, leaks or unusual odor occur.
- Service is needed on component inside compartments requiring opening or removal of covers.

Unstable Surfaces

Do not use Product on an unstable table, cart or stand.

Viewing Recommendations

Some individuals may experience health-related complications when exposed to certain images or flashing lights (for example when playing videos or games). Discontinue use and consult a physician if you experience any health-related complications.

Wireless Functionalities

Turn off your device and/or all wireless functionalities where electronic devices are regulated or controlled or when near a person with any medical electric devices.

Water and moisture

Do not use device in a wet location. Do not connect/disconnect a power plug/cord with wet hands.

⚠ CAUTION Indicates a potentially hazardous situation which, if not avoided, may result in minor or moderate injury.

Base or Palm Rest

Avoid extended contact between Product base or palm rest and your skin. Under certain operating conditions such prolonged contact may result in skin irritation and/or heat injury. Consider using a hard computer insulating pad or similarly suitable hard insulating material when using Product on your lap.

Comfort Recommendations

Adjust your chair, feet and Product accordingly to achieve optimal working posture. Take short, strategically spaced rest breaks to avoid eye strain and body fatigue, for example, stand up and walk around, or stretch for a few minutes every hour. If you experience persistent or recurrent pain, ache, numbness, burning or stiffness you should promptly see a qualified health care provider. These sensations may be caused by serious medical conditions that can be treated. Please refer to Toshiba's "User Comfort Recommendations" in the User's Guide.

⚠ CAUTION Indicates a potentially hazardous situation which, if not avoided, may result in property damage.

Foreign Objects

Never push a foreign object through an opening in the Product. Never allow metal objects (such as screws, staples, or paper clips) to enter Product. This could cause a short circuit.

Operating Environment

Never expose your Product to excess heat, extremely low temperatures, sudden temperature variations, or dusty environments. This could cause system malfunction, loss of data or damage to Product.

Thunderstorm

Never operate your Product during a thunderstorm. An electrical surge caused by the storm may cause system failure, loss of data or hardware damage.

NOTE: Provides important and/or helpful information.

Dispose of Product or any components in compliance with all applicable laws.

The computer's battery is not accessible by the user.

Need Help?


Visit Toshiba's Support Web site

Technical support is available online at Toshiba's Web site at support.toshiba.com. At this Web site, you will find answers for many commonly asked technical questions plus many downloadable software drivers, BIOS updates, and other downloads.

Product Specifications are subject to change without notice.

Satellite and Satellite Pro are registered trademarks of Toshiba America Information Systems, Inc. and/or Toshiba Corporation.
HDMI, the HDMI Logo and High-Definition Multimedia Interface are trademarks or registered trademarks of HDMI Licensing, LLC.
Microsoft and Windows are either registered trademarks or trademarks of Microsoft Corporation in the United States and/or other countries.
Wi-Fi® is a registered trademark of the Wi-Fi Alliance®.

All other brand and product names are trademarks or registered trademarks of their respective companies.

 Printed on recycled paper

TOSHIBA
Leading Innovation >>>



© 2015 Toshiba America Information Systems, Inc.

GMA501422010 • 05/15