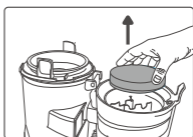


## Clean filter and cyclone regularly

Wash and thoroughly dry cyclone and filter regularly, or loss of suction may occur.



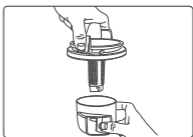
1. Open the dust cup.



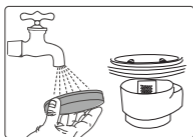
2. Remove the dust cup foam filter.



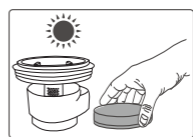
3. Lift cyclone.



4. Twist the inlet cup clockwise.



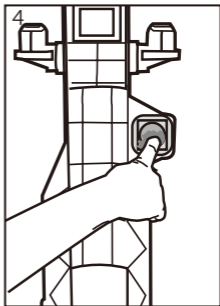
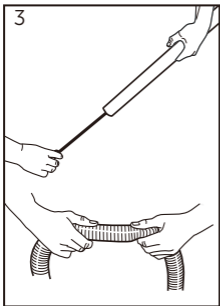
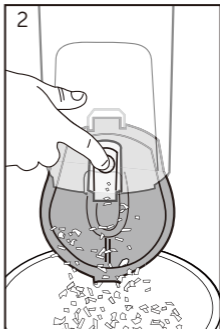
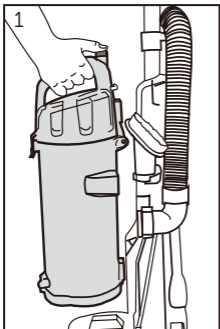
5. Hand wash the foam filter and cyclone.



6. Allow filter and cyclone to dry for 24 hours

**Please dial BUSH Technical Helpline  
0345 604 0105 for any technical support.**

If vacuum is not cleaning carpet, or if no suction at end of hose, check to be sure air path is not blocked.



To avoid unnecessary service calls, check brush roll bar for debris, use scissors to clip heavy threads or strings.

